




WERLATONE

SINCE 1965

Werlatone, Inc.  
17 Jon Barrett Road  
Patterson, New York 12563  
T 845.278.2220  
F 845.278.3440  
www.werlatone.com



## 40 dB Dual Directional Coupler

### Model C8740

Frequency: 20-512 MHz

Power: 200 W CW

Insertion Loss: 0.30 dB Max.

VSWR: 1.15:1 Max.

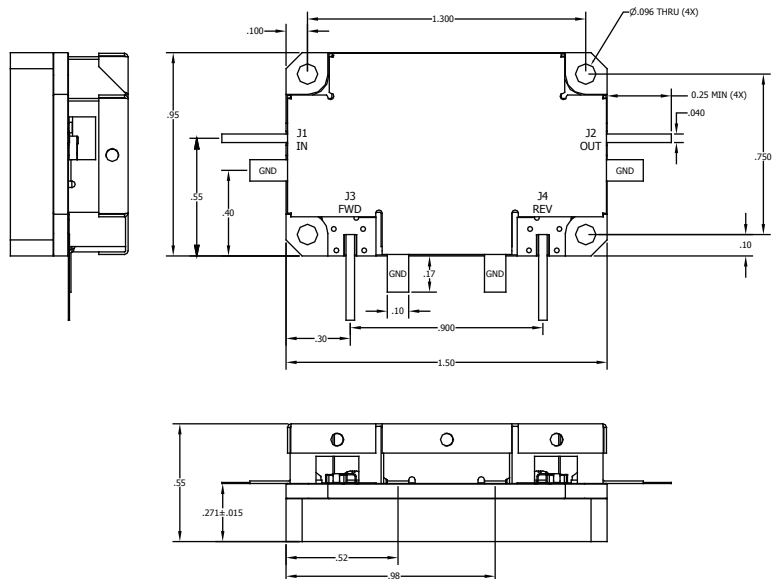
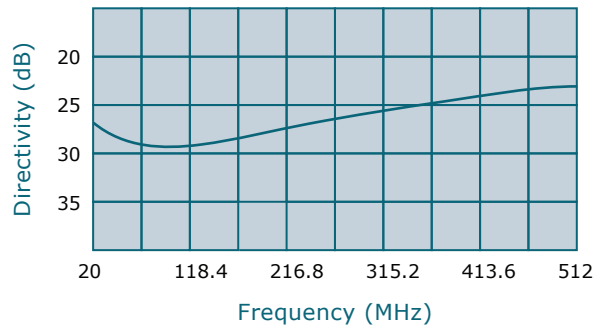
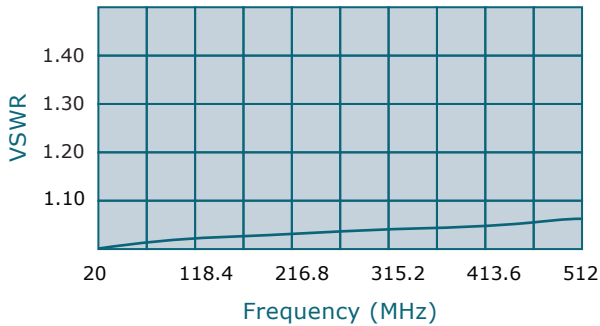
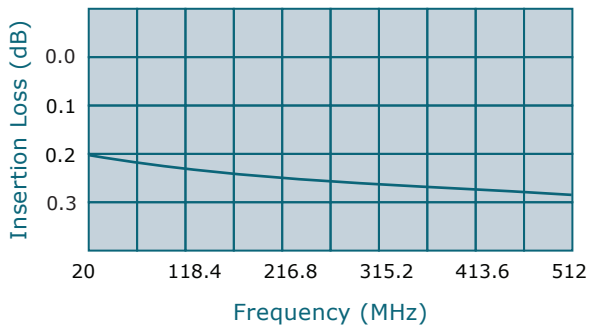
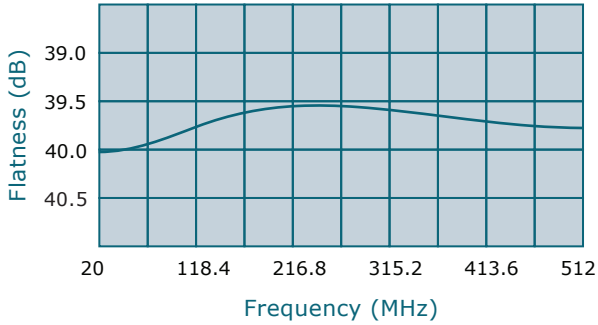
Directivity: 20 dB Min.

Coupling: 40 dB +/- 1.0 dB

Flatness: +/- 0.5 dB Max.

Phase Balance: 5 Deg. Max.

- All specifications guaranteed.
- Test data provided with each unit shipped.



high power RF devices

\*\*Subject to change without notice