



WERLATONE

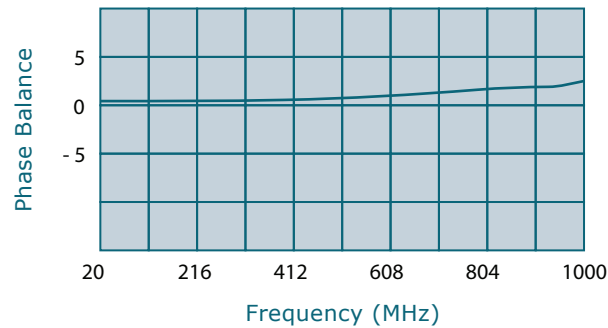
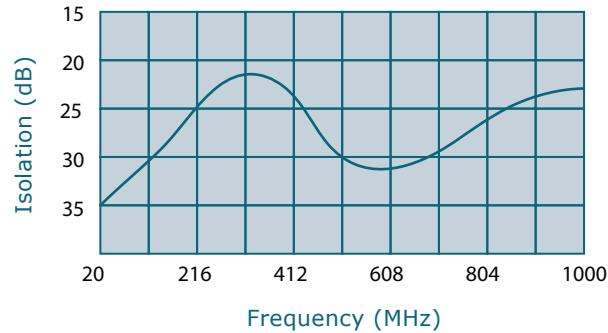
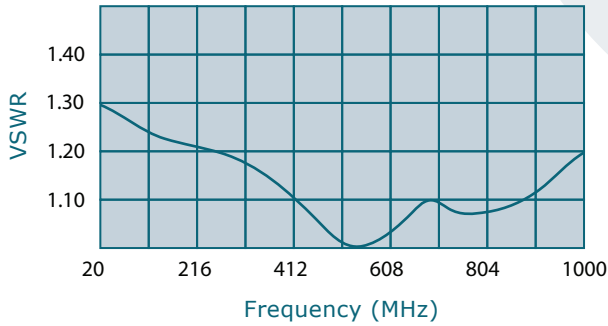
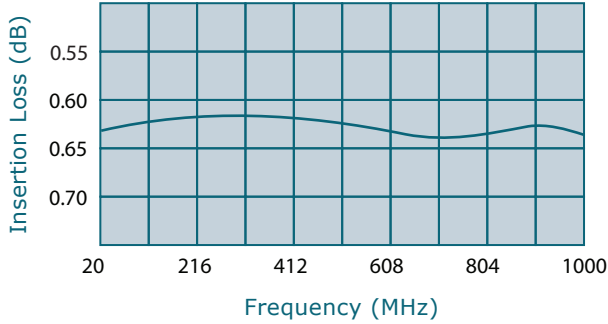
SINCE 1965

Werlatone, Inc.
17 Jon Barrett Road
Patterson, New York 12563
T 845.278.2220
F 845.278.3440
www.werlatone.com



4-Way Combiner/Divider

Model D7365



Frequency: 20-1000 MHz

Power: 100 W CW

Insertion Loss: 0.75 dB Max.

VSWR: 1.35:1 Max.

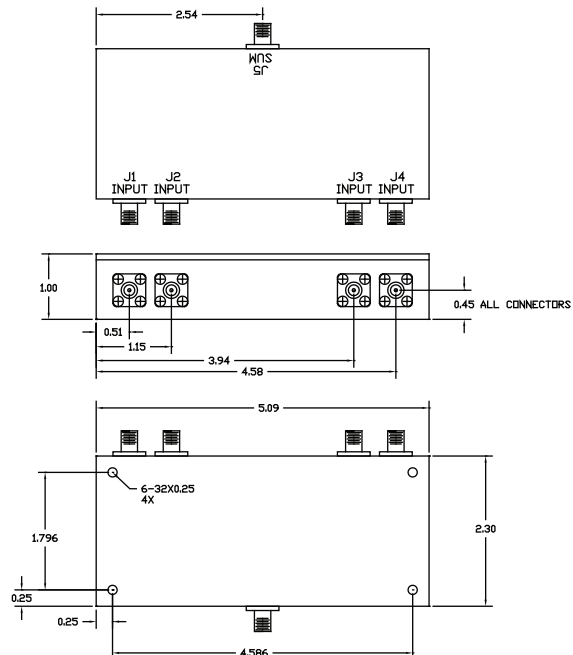
Isolation: 20 dB Min.

Phase Balance: $\pm 5^\circ$ Max.

Amplitude Balance: 0.2 dB Max.

- All specifications guaranteed.
- Test data provided with each unit shipped.
- Alternate connector configurations upon request.

Connector Configurations		
Model	J5 (Sum Port)	J1-J4 (Inputs)
D7365-12	N Female	SMA
D7365-102	SMA	SMA



high power RF devices

**Subject to change without notice