




WERLATONE

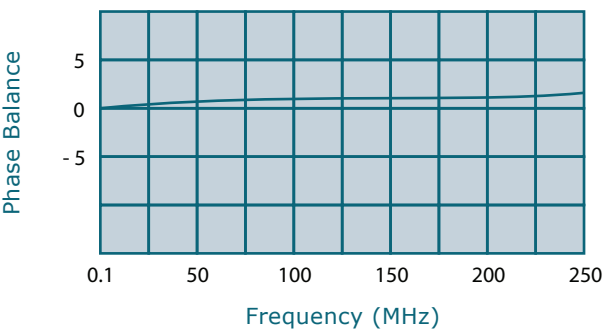
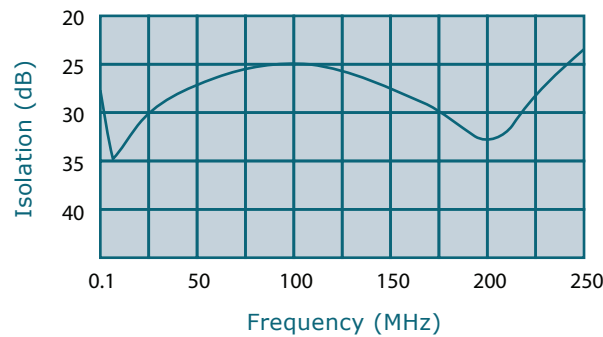
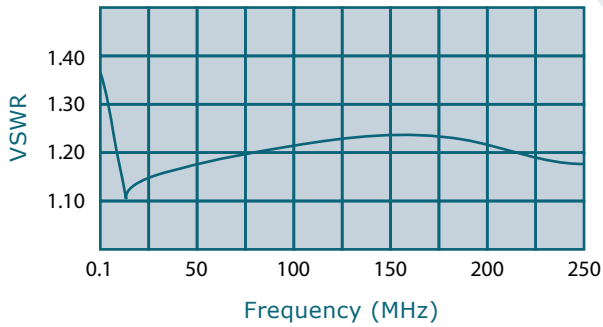
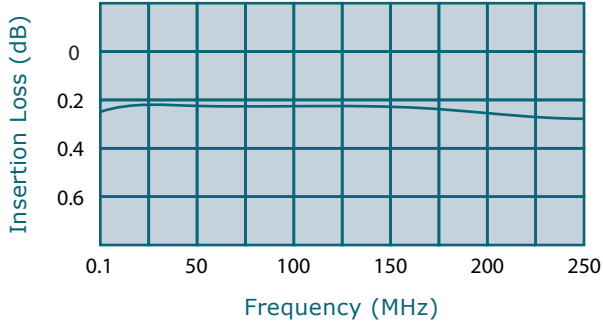
SINCE 1965

Werlatone, Inc.
17 Jon Barrett Road
Patterson, New York 12563
T 845.278.2220
F 845.278.3440
www.werlatone.com



2-Way Combiner/Divider

Model D6300



Frequency: 0.1 - 250 MHz

Power: 100 W CW

Insertion Loss: 0.50 dB Max.

VSWR: 1.35:1 Max.

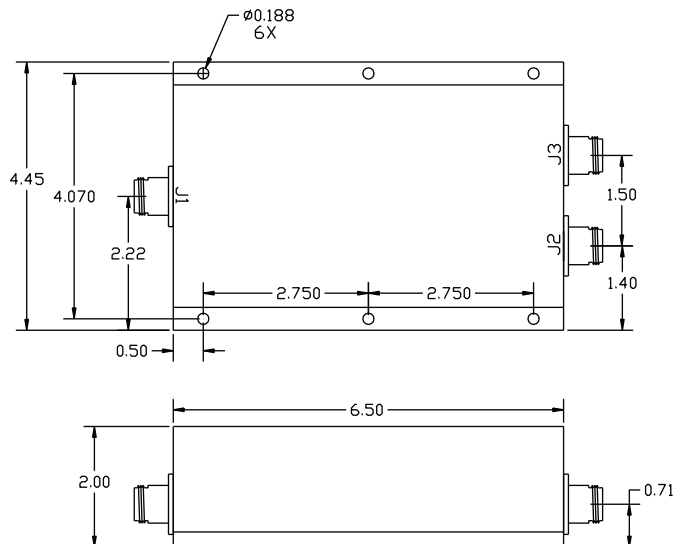
Isolation: 15 dB Min.

Phase Balance: 5 Deg. Max.

Amplitude Balance: 0.3 dB Max.

- All specifications guaranteed.
- Test data provided with each unit shipped.
- Alternate connector configurations upon request.

Connector Configuration		
Model	J1 (Sum Port)	J2-J3 (Input/Output)
D6300-10	N Female	N Female
D6300-12	N Female	SMA
D6300-13	N Female	BNC
D6300-102	SMA	SMA



**Subject to change without notice

high power RF devices