




WERLATONE

SINCE 1965

Werlatone, Inc.  
17 Jon Barrett Road  
Patterson, New York 12563  
T 845.278.2220  
F 845.278.3440  
www.werlatone.com



## 2-Way Combiner/Divider

### Model D6163

Frequency: 10 - 1000 MHz

Power: 25 W CW

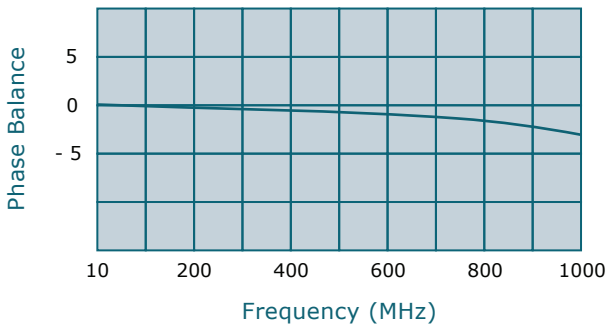
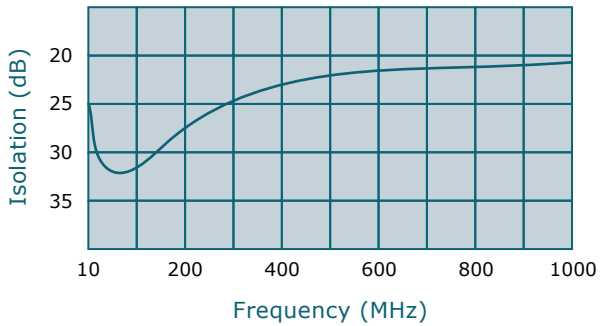
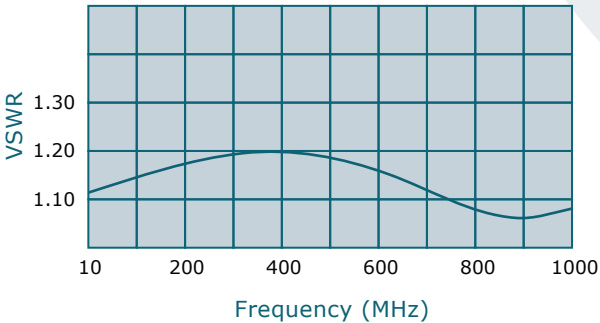
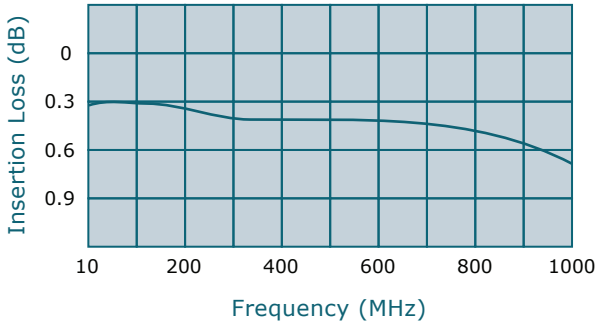
Insertion Loss: 0.75 dB Max.

VSWR: 1.35:1 Max.

Isolation: 20 dB Min.

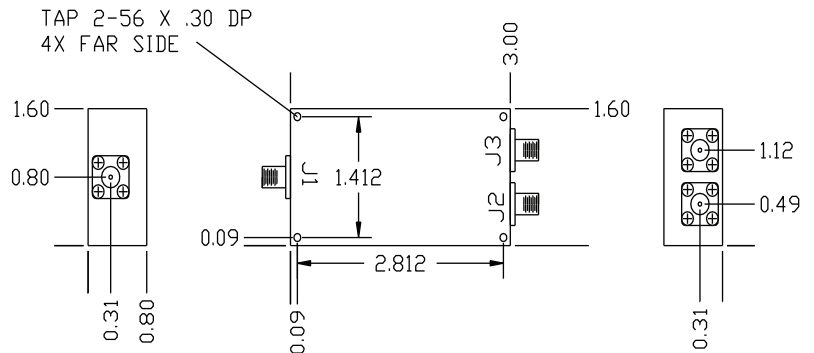
Phase Balance:  $\pm 5^\circ$  Max.

Amplitude Balance: 0.3 dB Max.



- All specifications guaranteed.
- Test data provided with each unit shipped.

Connector Configurations		
Model	J1 (Sum Port)	J2,J3 (Input/Output)
D6163-102	SMA	SMA



\* Subject to change without notice