




WERLATONE

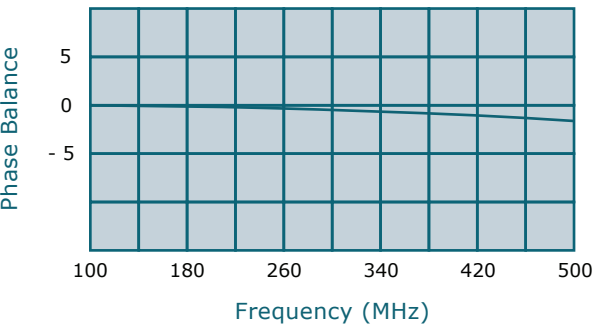
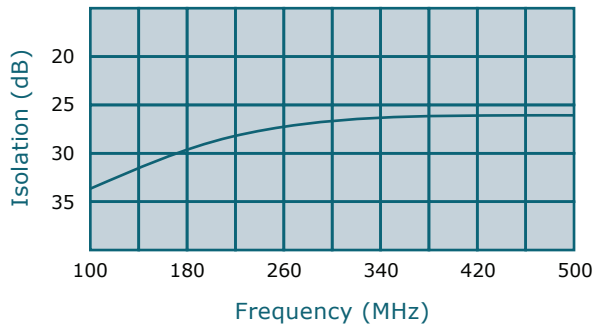
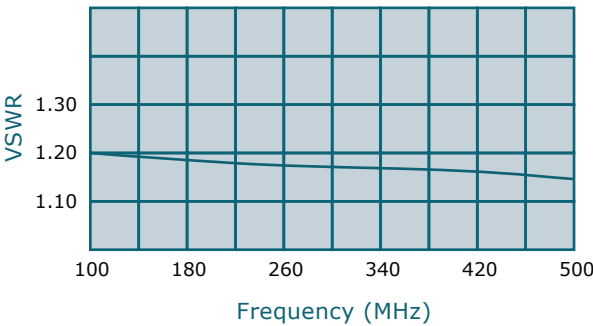
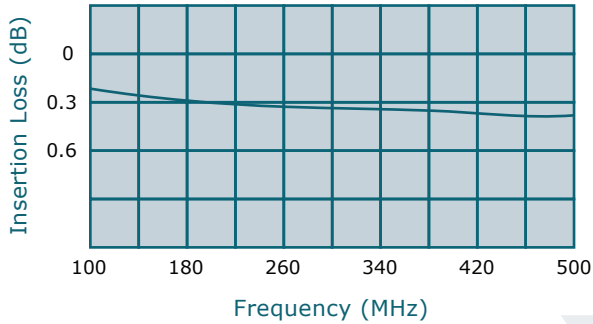
SINCE 1965

Werlatone, Inc.
17 Jon Barrett Road
Patterson, New York 12563
T 845.278.2220
F 845.278.3440
www.werlatone.com



2-Way Combiner/Divider

Model D6100



Frequency: 100 - 500 MHz

Power: 25 W CW

Insertion Loss: 0.5 dB Max.

VSWR: 1.35:1 Max.

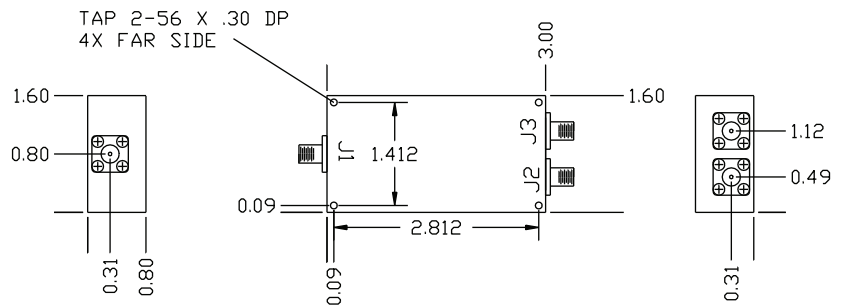
Isolation: 20 dB Min.

Phase Balance: 5 Deg. Max.

Amplitude Balance: 0.25 dB Max.

- All specifications guaranteed.
- Test data provided with each unit shipped.
- Alternate connector configurations upon request.

Connector Configuration		
Model	J1 (Sum Port)	J2,J3 (Input/Output)
D6100-102	SMA	SMA



** For N Female Version view Model D7626-10

* Subject to change without notice