




WERLATONE

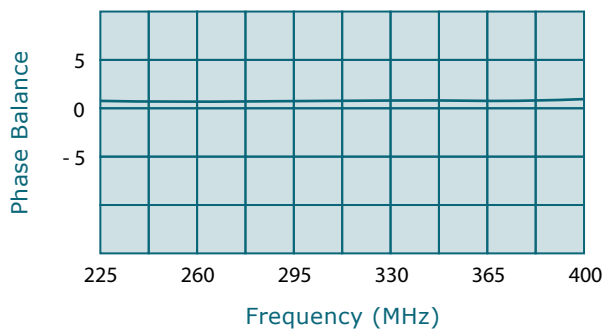
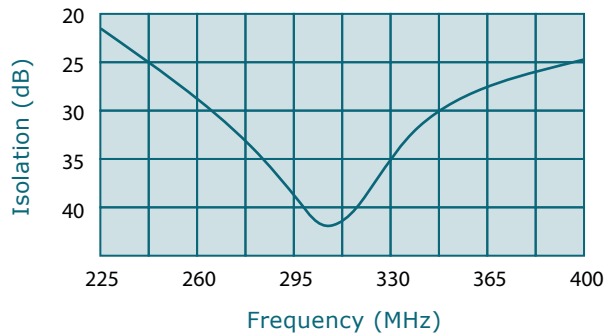
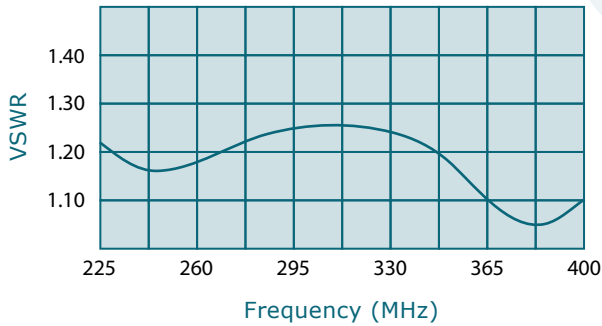
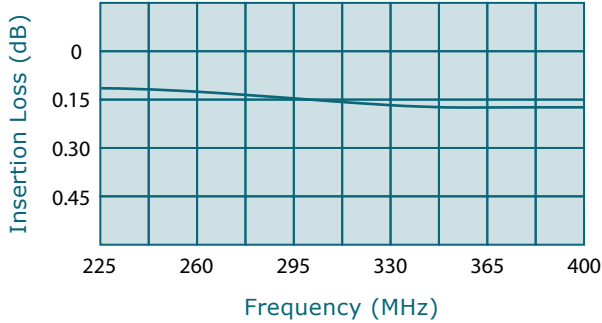
SINCE 1965

Werlatone, Inc.
17 Jon Barrett Road
Patterson, New York 12563
T 845.278.2220
F 845.278.3440
www.werlatone.com



2-Way Combiner/Divider

Model D5268



Frequency: 225-400 MHz

Power: 200 W CW

Insertion Loss: 0.3 dB Max.

VSWR: 1.30:1 Max.

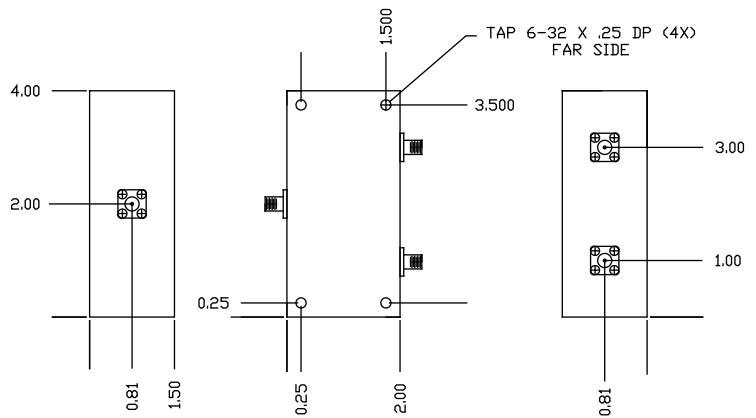
Isolation: 20 dB Min.

Phase Balance: 5 Deg. Max.

Amplitude Balance: 0.1 dB Max.

- All specifications guaranteed.
- Test data provided with each unit shipped.
- Alternate connector configurations upon request.

| Connector Configuration | | |
|-------------------------|---------------|----------------------|
| Model | J1 (Sum Port) | J2-J3 (Input/Output) |
| D5268-10 | N Female | N Female |
| D5268-12 | N Female | SMA |
| D5268-13 | N Female | BNC |
| D5268-102 | SMA | SMA |



**Subject to change without notice

high power RF devices