



WERLATONE

SINCE 1965

Werlatone, Inc.
17 Jon Barrett Road
Patterson, New York 12563
T 845.278.2220
F 845.278.3440
www.werlatone.com

2-Way 90° Hybrid Coupler

Model QH6212

Frequency: 2-30 MHz

Power: 80 W CW

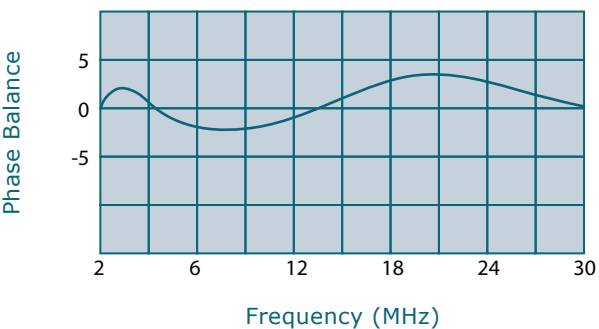
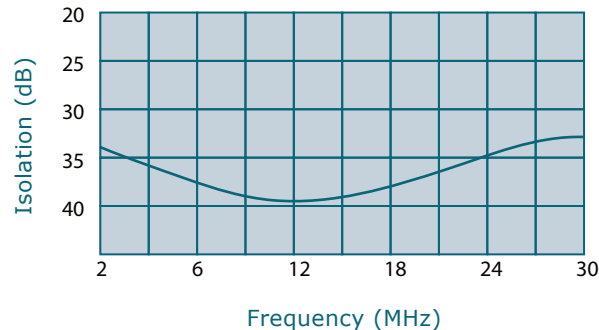
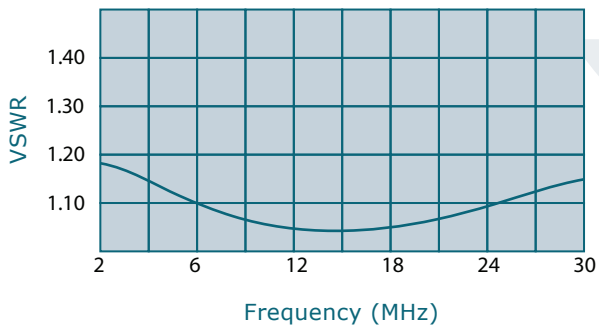
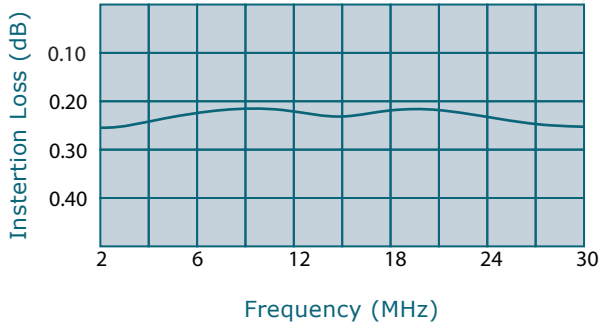
Insertion Loss: 0.30 dB Max.

VSWR: 1.25:1 Max.

Isolation: 25 dB Min.

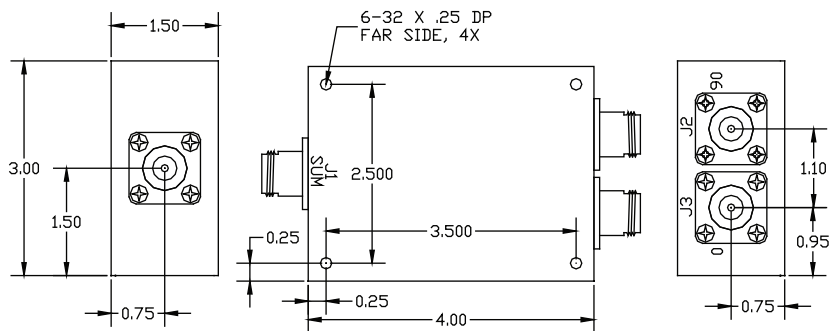
Phase Balance: 90° ± 5° Max.

Amplitude Balance: 0.2 dB Max.



- All specifications guaranteed.
- Test data provided with each unit shipped.
- Alternate connector configurations upon request.

Connector Configurations		
Model	J1 (Sumport)	J2,J3 (Inputs/Outputs)
QH6212-10	N Female	N Female
QH6212-12	N Female	SMA
QH6212-13	N Female	BNC
QH6212-102	SMA	SMA



high power RF devices

**Subject to change without notice