



WERLATONE

SINCE 1965

Werlatone, Inc.
17 Jon Barrett Road
Patterson, New York 12563
T 845.278.2220
F 845.278.3440
www.werlatone.com

2-Way(90 Deg.)Combiner

Model QH6213

Frequency: 2-30 MHz

Power: 1200 W CW

Insertion Loss: 0.3 dB Max.

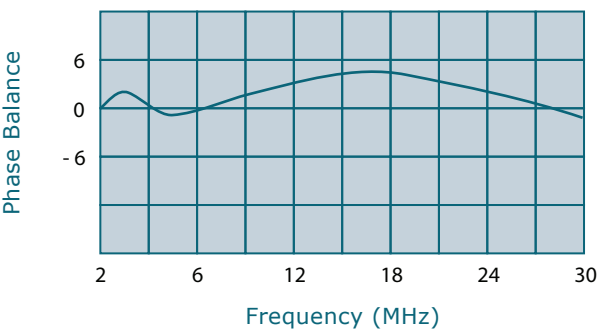
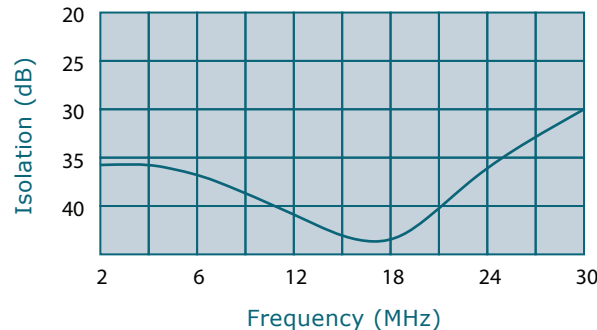
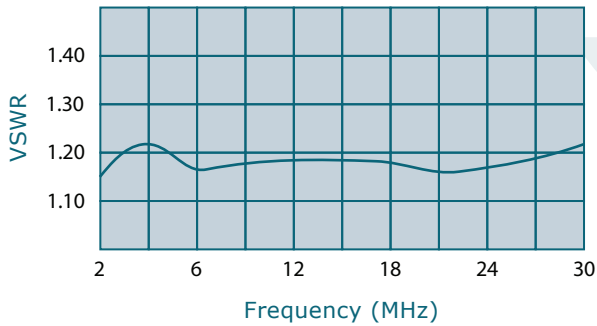
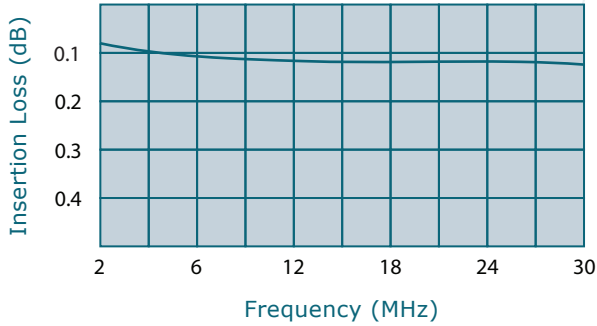
VSWR: 1.25:1 Max.

Isolation: 25 dB Min.

Phase Balance: 6 Deg. Max.

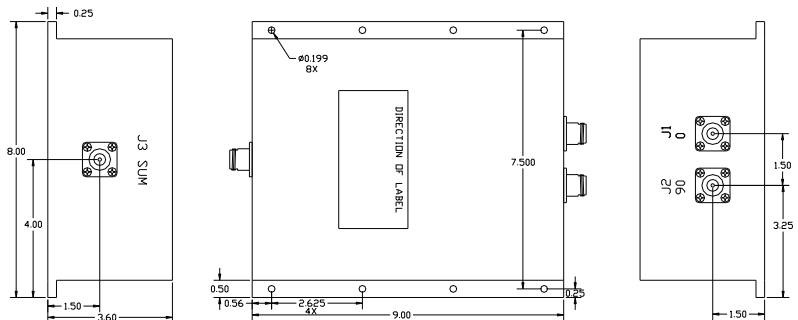
Amplitude Balance: 0.2 dB Max.

- All specifications guaranteed.
- Test data provided with each unit shipped.
- Alternate connector configurations upon request.



Connectors

| Model | J1 | J2-J3 |
|-----------|----------|----------|
| QH6213-10 | N Female | N Female |
| QH6213-12 | N Female | SMA |
| QH6213-13 | N Female | BNC |



high power RF devices