



WERLATONE

SINCE 1965

Werlatone, Inc.
17 Jon Barrett Road
Patterson, New York 12563
T 845.278.2220
F 845.278.3440
www.werlatone.com

2-Way(90 Deg.)Combiner

Model QH3350

Frequency: 6-130 MHz

Power: 10 W CW

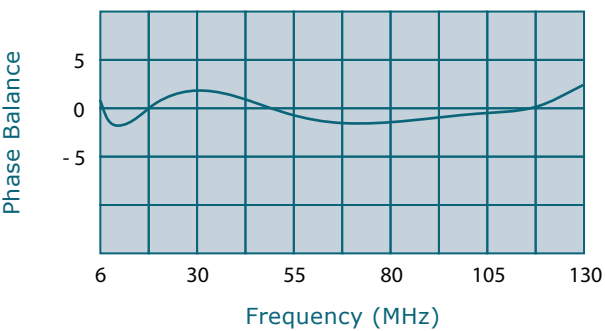
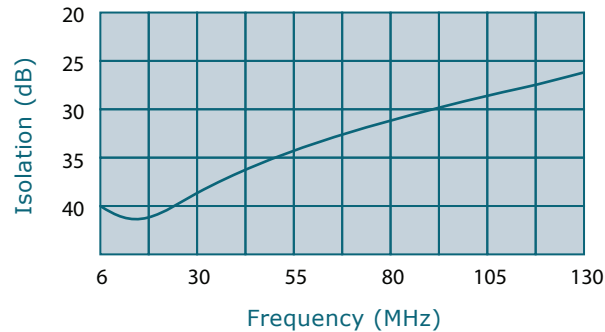
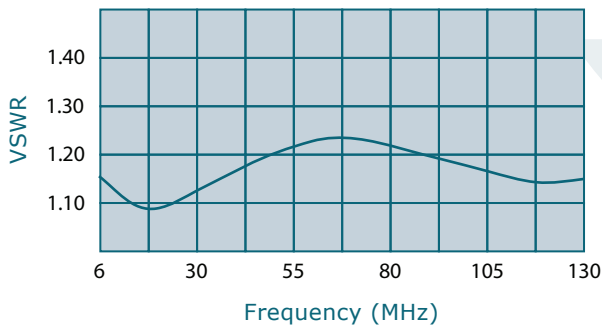
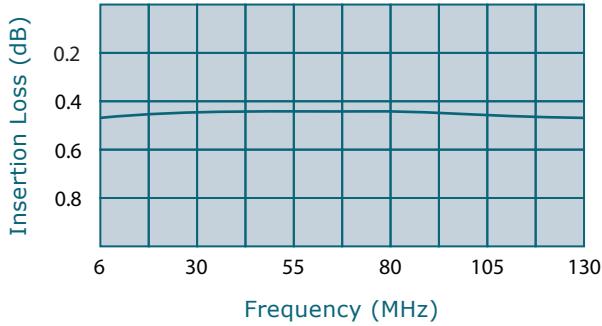
Insertion Loss: 0.6 dB Max.

VSWR: 1.3:1 Max.

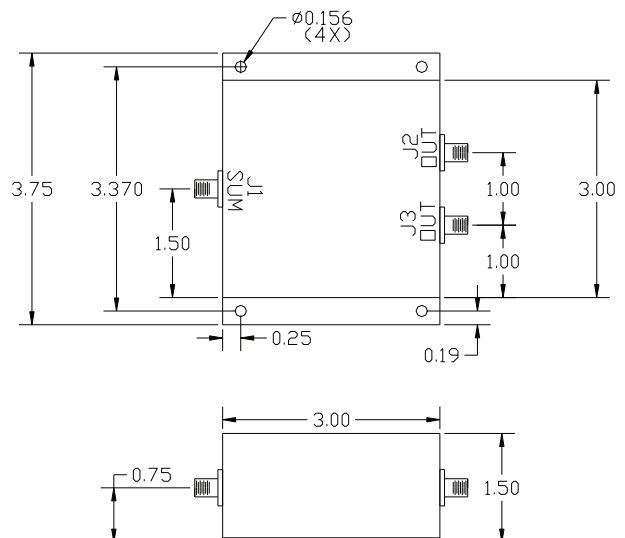
Isolation: 20 dB Min.

Phase Balance: 5 Deg. Max.

Amplitude Balance: 0.3 dB Max.



Model	Connectors	
	J1	J2-J3
QH3350-10	N Female	N Female
QH3350-12	N Female	SMA
QH3350-13	N Female	BNC
QH3350-102	SMA	SMA



high power RF devices

- All specifications guaranteed.
- Test data provided with each unit shipped.
- Alternate connector configurations upon request.