



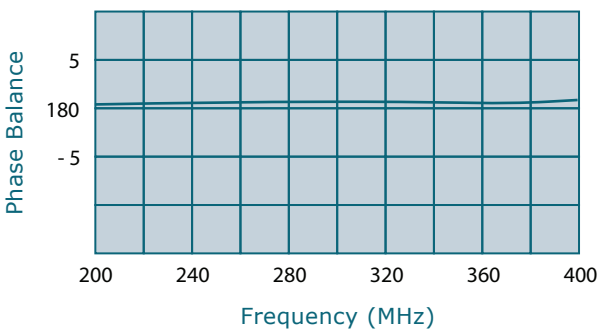
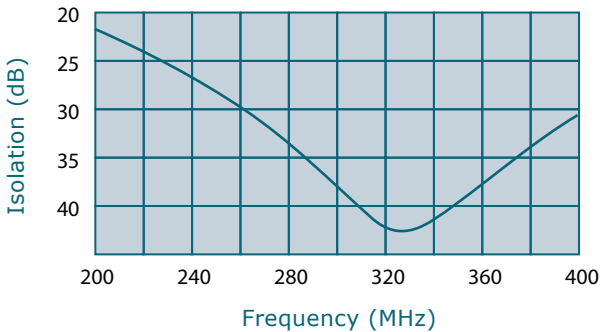
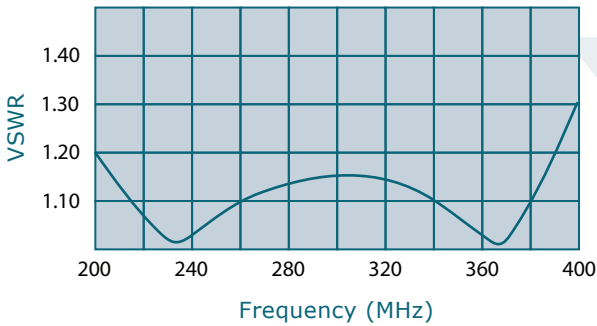
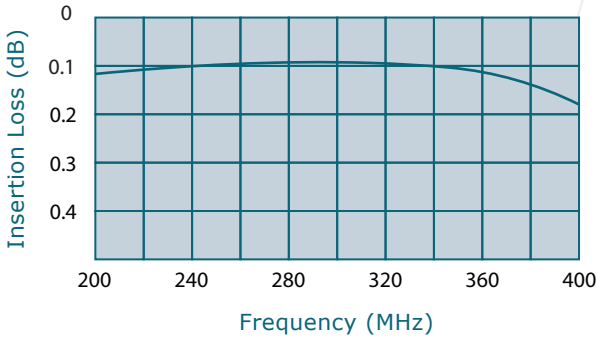
WERLATONE

SINCE 1965

Werlatone, Inc.
17 Jon Barrett Road
Patterson, New York 12563
T 845.278.2220
F 845.278.3440
www.werlatone.com

2-Way(180 Deg.)Combiner/Divider

Model H3715



Frequency: 200-400 MHz

Power: 200 W CW

Insertion Loss: 0.2 dB Max.

VSWR: 1.40:1 Max.

Isolation: 20 dB Min.

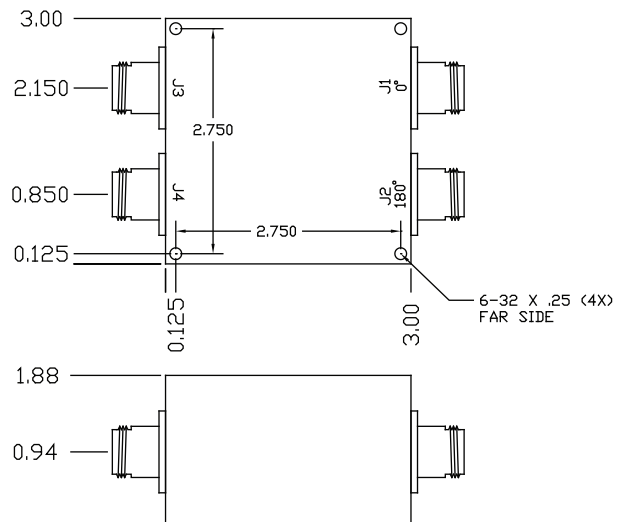
Phase Balance: 5 Deg. Max.

Amplitude Balance: 0.1 dB Max.

- All specifications guaranteed.
- Test data provided with each unit shipped.
- Alternate connector configurations upon request.

Connectors

Model	J1	J2-J4
H3715-10	N Female	N Female
H3715-12	N Female	SMA
H3715-102	SMA	SMA



**Subject to change without notice

high power RF devices