



WERLATONE

SINCE 1965

Werlatone, Inc.  
17 Jon Barrett Road  
Patterson, New York 12563  
T 845.278.2220  
F 845.278.3440  
www.werlatone.com

## 4-Way Combiner/Divider

### Model D2426

Frequency: 0.01 - 220 MHz

Power: 300 W CW

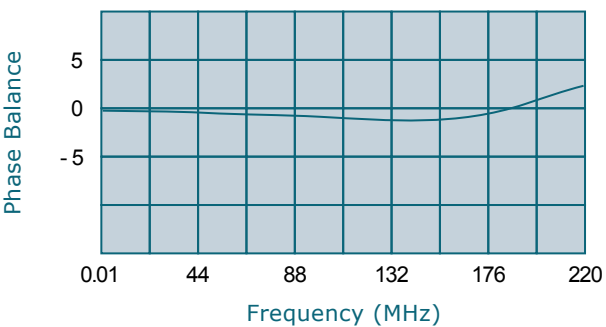
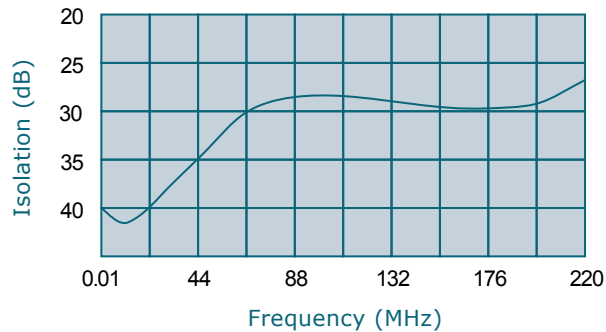
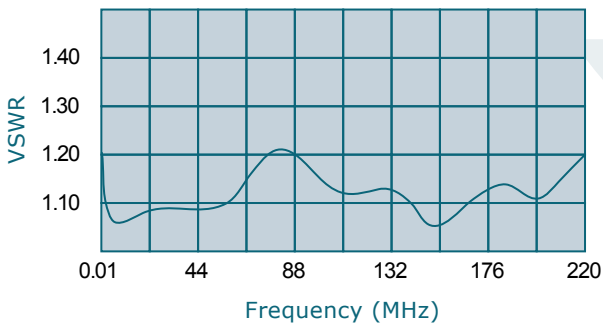
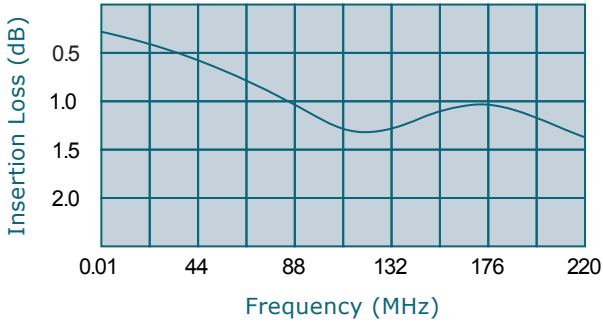
Insertion Loss: 1.7 dB Max.

VSWR: 1.35:1 Max.

Isolation: 20 dB Min.

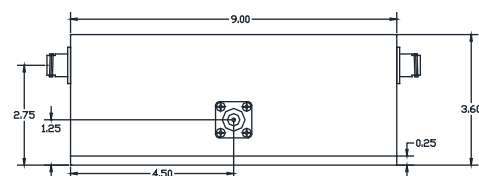
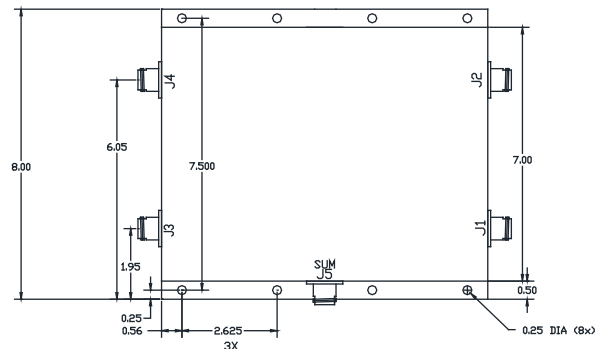
Phase Balance: 8 Deg. Max.

Amplitude Balance: 0.75 dB Max.



- All specifications guaranteed.
- Test data provided with each unit shipped.
- Alternate connector configurations upon request.

Connector Configurations		
Model	J5 (Sum Port)	J1-J4 (Inputs/Outputs)
D2426-10	N Female	N Female
D2426-12	N Female	SMA
D2426-13	N Female	BNC



\*\*Subject to change without notice

high power RF devices