



WERLATONE

SINCE 1965

Werlatone, Inc.
17 Jon Barrett Road
Patterson, New York 12563
T 845.278.2220
F 845.278.3440
www.werlatone.com

4-Way Combiner/Divider

Model D1440

Frequency: 1 - 1000 MHz

Power: 15 W CW

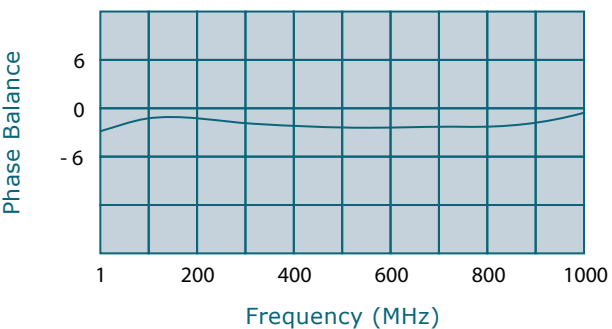
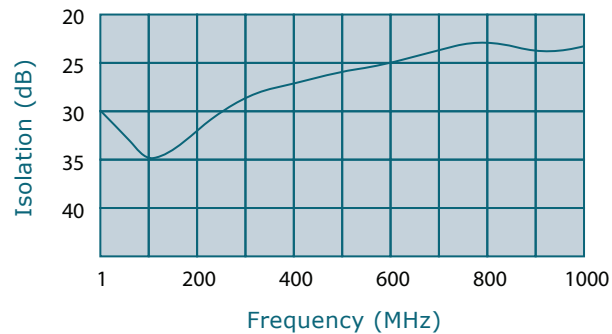
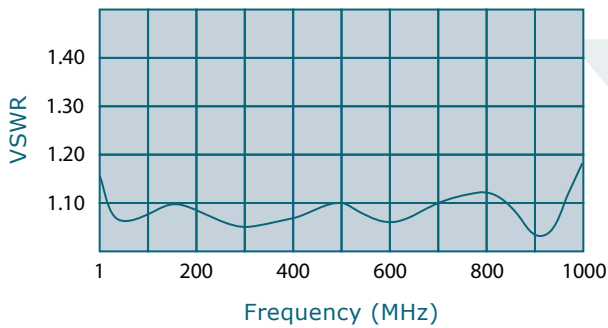
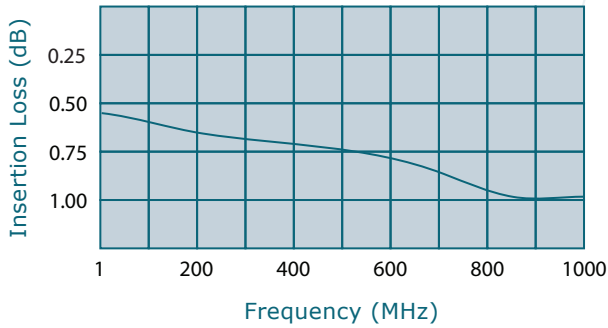
Insertion Loss: 1.2 dB Max.

VSWR: 1.50:1 Max.

Isolation: 20 dB Min.

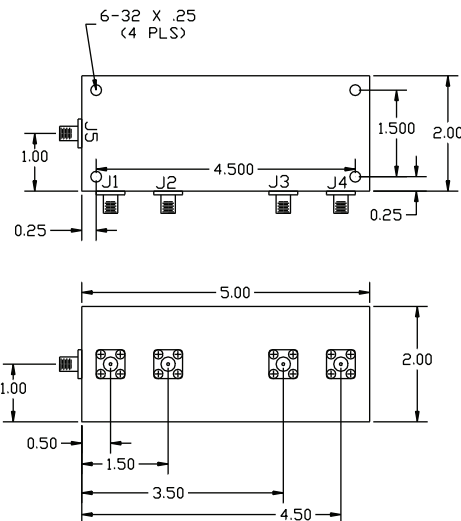
Phase Balance: 6 Deg. Max.

Amplitude Balance: 0.7 dB Max.



- All specifications guaranteed.
- Test data provided with each unit shipped.
- Alternate connector configurations upon request.

Connector Configurations		
Model	J5 (Sum Port)	J1-J4 (Inputs/Outputs)
D1440-10	N Female	N Female
D1440-12	N Female	SMA
D1440-13	N Female	BNC
D1440-102	SMA	SMA



**Subject to change without notice

high power RF devices