



Werlatone, Inc.  
17 Jon Barrett Road  
Patterson, New York 12563  
T 845.278.2220  
F 845.278.3440  
www.werlatone.com

# 4-Way Combiner/Divider

## Model D6251

Frequency: 13 - 15 MHz

Power: 10,000 W CW

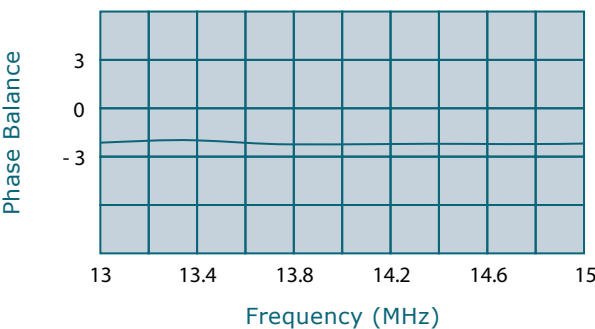
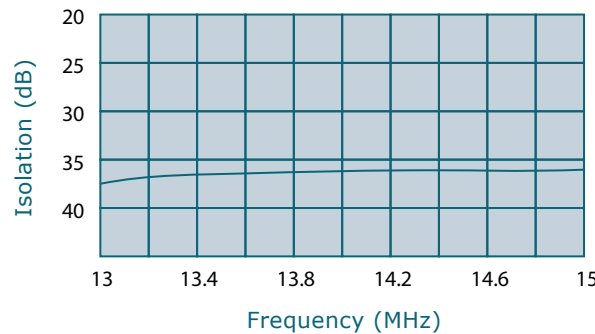
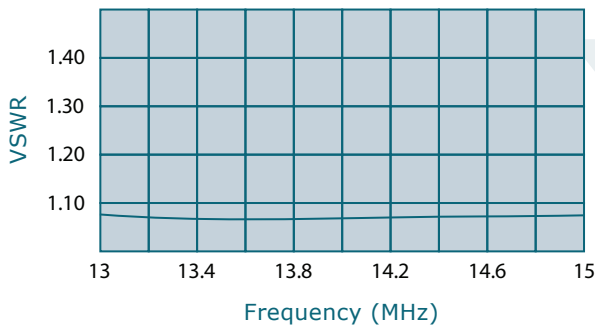
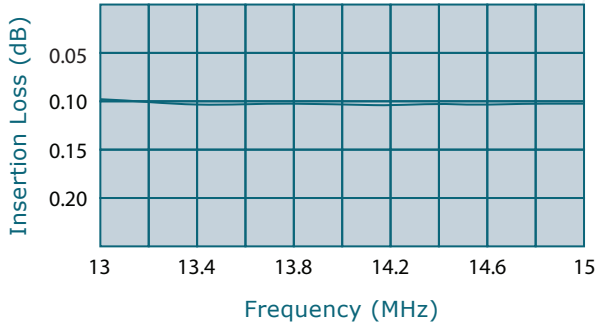
Insertion Loss: 0.25 dB Max.

VSWR: 1.20:1 Max.

Isolation: 25 dB Min.

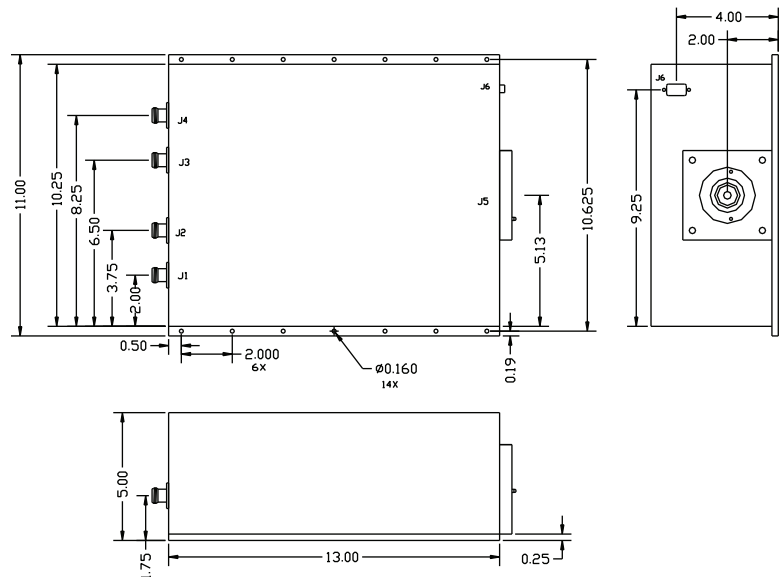
Phase Balance: 3 Deg. Max.

Amplitude Balance: 0.1 dB Max.



- All specifications guaranteed.
- Test data provided with each unit shipped.
- Alternate connector configurations upon request.

Connector Configurations		
Model	J5 (Sum Port)	J1-J4 (Inputs/Outputs)
D6251-20	7/16 Female	N Female
D6251-30	LC Female	N Female
D6251-70	7/8 Female	N Female
D6251-80	1 5/8 Female	N Female



high power RF devices

\*\*Subject to change without notice