



WERLATONE

SINCE 1965

Werlatone, Inc.
17 Jon Barrett Road
Patterson, New York 12563
T 845.278.2220
F 845.278.3440
www.werlatone.com

4-Way Combiner/Divider

Model D5491

Frequency: 18-115 MHz

Power: 7,000 W CW

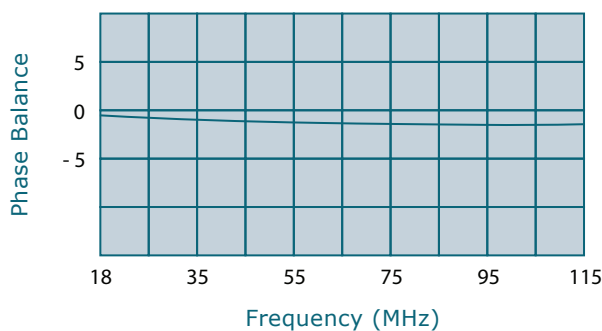
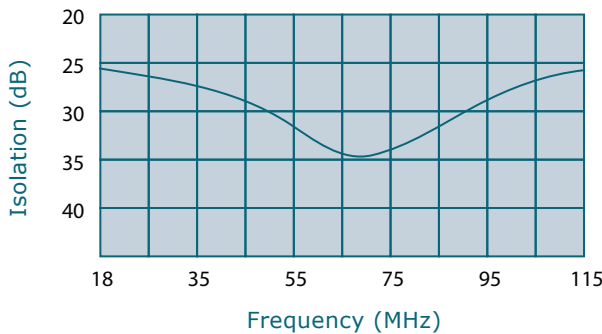
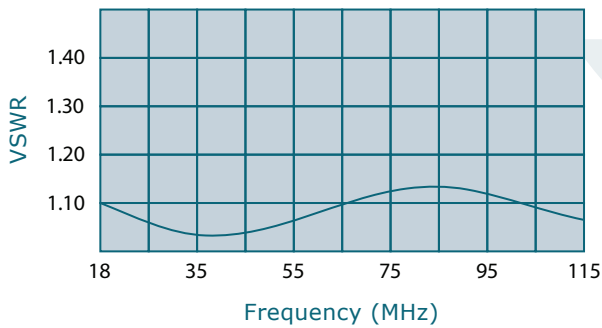
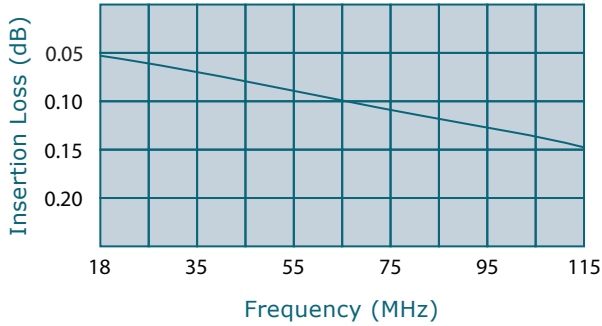
Insertion Loss: 0.3 dB Max.

VSWR: 1.25:1 Max.

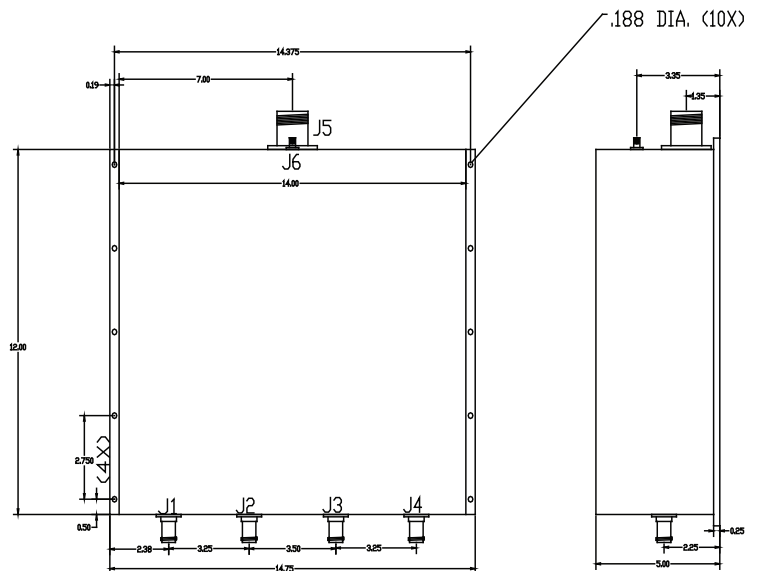
Isolation: 20 dB Min.

Phase Balance: 5 Deg. Max.

Amplitude Balance: 0.1 dB Max.



Connector Configurations			
Model	J5 (Sum Port)	J1-J4 (Inputs/Outputs)	J6 (Fwd Sensor Port)
D5491-38	LC Female	7/16 Female	SMA
D5491-390	LC Female	SC Female	SMA



high power RF devices

**Subject to change without notice