



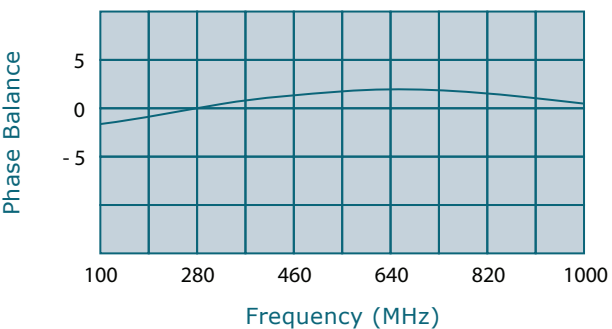
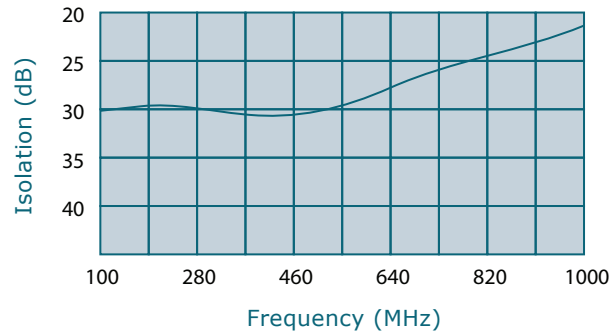
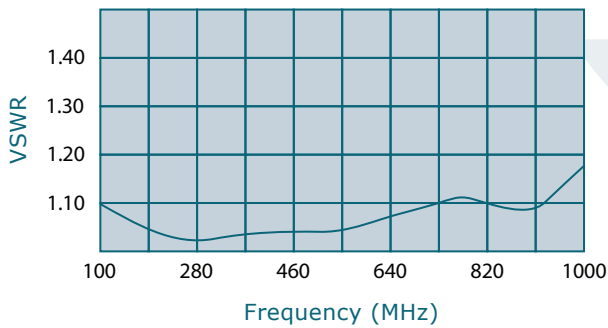
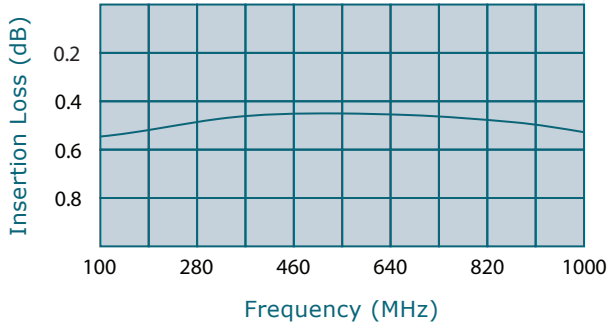
WERLATONE

SINCE 1965

Werlatone, Inc.  
17 Jon Barrett Road  
Patterson, New York 12563  
T 845.278.2220  
F 845.278.3440  
www.werlatone.com

## 4-Way Combiner/Divider

### Model D1969



Frequency: 100 - 1000 MHz

Power: 100 W CW

Insertion Loss: 0.6 dB Max.

VSWR: 1.50:1 Max.

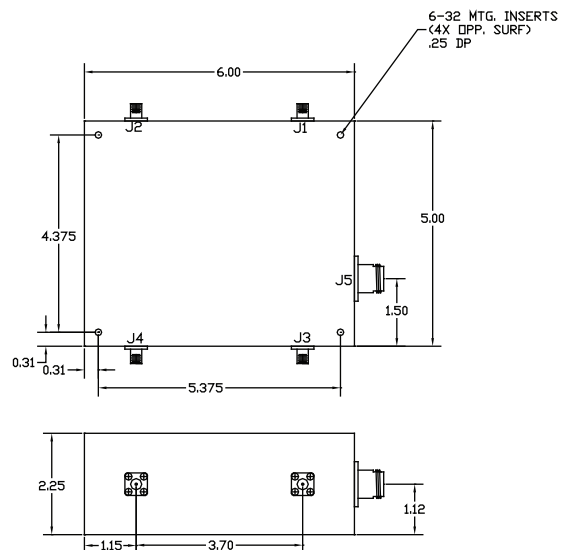
Isolation: 20 dB Min.

Phase Balance: 5 Deg. Max.

Amplitude Balance: 0.3 dB Max.

- All specifications guaranteed.
- Test data provided with each unit shipped.
- Alternate connector configurations upon request.

Connector Configurations		
Model	J5 (Sum Port)	J1-J4 (Inputs/Outputs)
D1969-10	N Female	N Female
D1969-12	N Female	SMA
D1969-13	N Female	BNC
D1969-102	SMA	SMA



\*\*Subject to change without notice

high power RF devices