



WERLATONE

SINCE 1965

Werlatone, Inc.
17 Jon Barrett Road
Patterson, New York 12563
T 845.278.2220
F 845.278.3440
www.werlatone.com

4-Way Combiner/Divider

Model D1990

Frequency: 100-1000 MHz

Power: 25 W CW

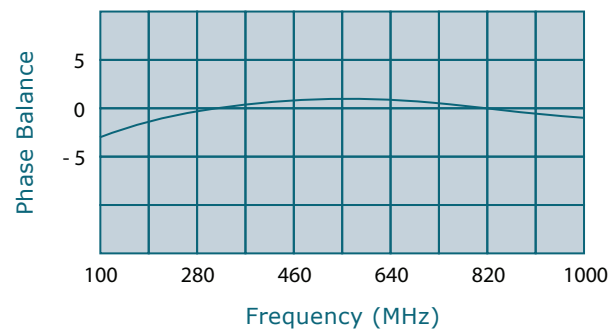
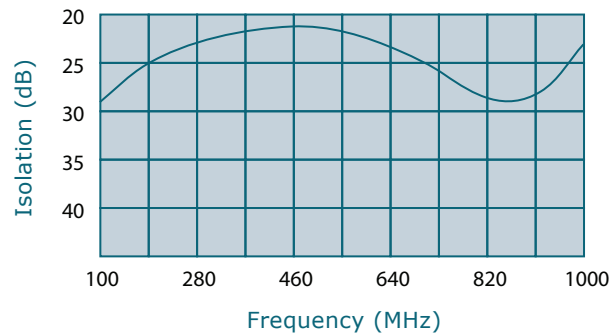
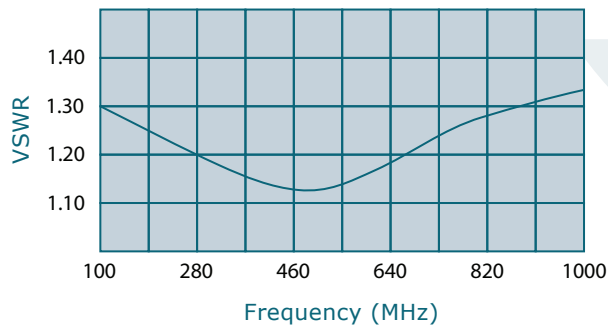
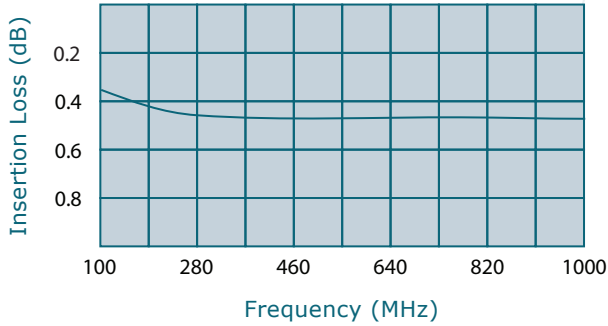
Insertion Loss: 0.7 dB Max.

VSWR: 1.50:1 Max.

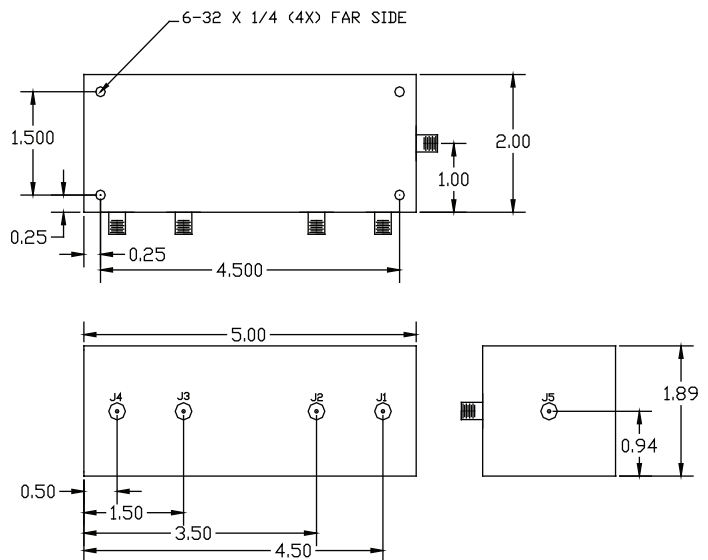
Isolation: 20 dB Min.

Phase Balance: 5 Deg. Max.

Amplitude Balance: 0.4 dB Max.



Connector Configurations		
Model	J5 (Sum Port)	J1-J4 (Inputs/Outputs)
D1990-10	N Female	N Female
D1990-12	N Female	SMA
D1990-102	SMA	SMA



**Subject to change without notice

high power RF devices