



WERLATONE

SINCE 1965

Werlatone, Inc.  
17 Jon Barrett Road  
Patterson, New York 12563  
T 845.278.2220  
F 845.278.3440  
www.werlatone.com

## 4-Way Combiner/Divider

### Model D6000

Frequency: 100 - 500 MHz

Power: 25 W CW

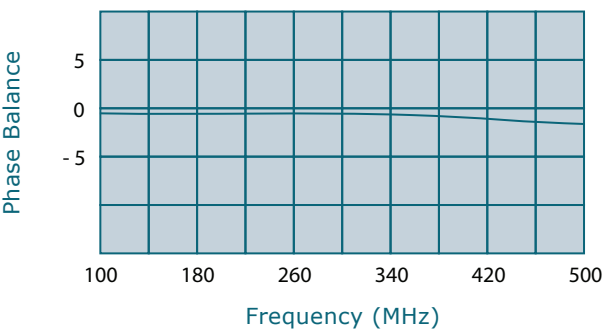
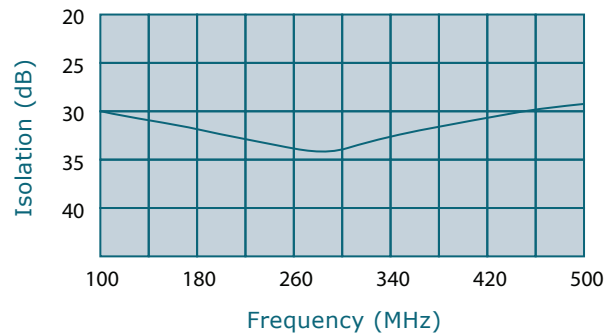
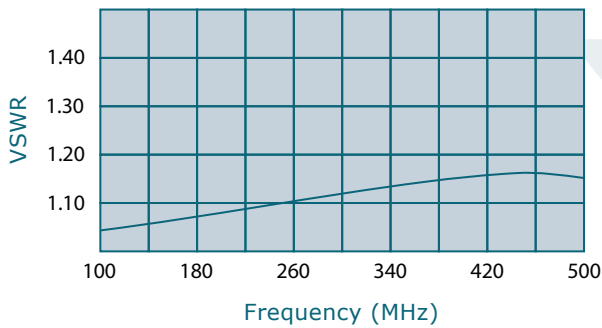
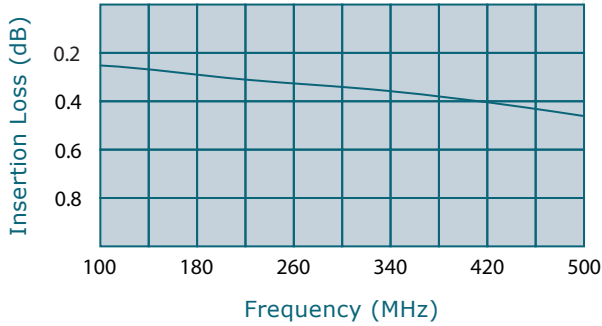
Insertion Loss: 0.65 dB Max.

VSWR: 1.30:1 Max.

Isolation: 20 dB Min.

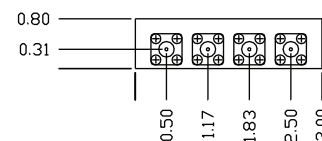
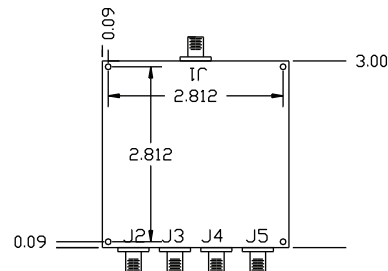
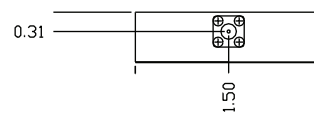
Phase Balance: 5 Deg. Max.

Amplitude Balance: 0.25 dB Max.



- All specifications guaranteed.
- Test data provided with each unit shipped.
- Alternate connector configurations upon request.

Connector Configurations		
Model	J1 (Sum Port)	J2-J5 (Inputs/Outputs)
D6000-102	SMA	SMA



\*\*Subject to change without notice

high power RF devices