



WERLATONE

SINCE 1965

Werlatone, Inc.
17 Jon Barrett Road
Patterson, New York 12563
T 845.278.2220
F 845.278.3440
www.werlatone.com



4-Way Combiner/Divider

Model D6516

Frequency: 10 - 100 MHz

Power: 25 W CW

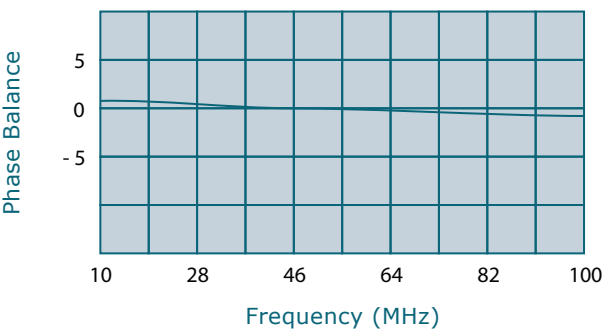
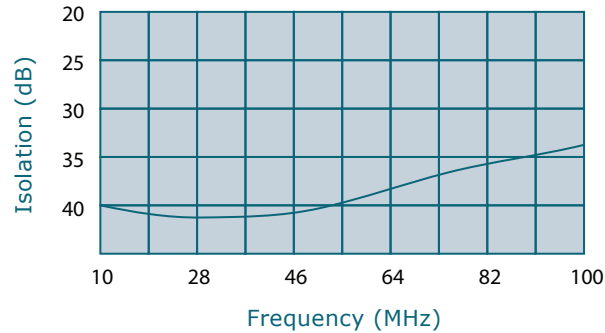
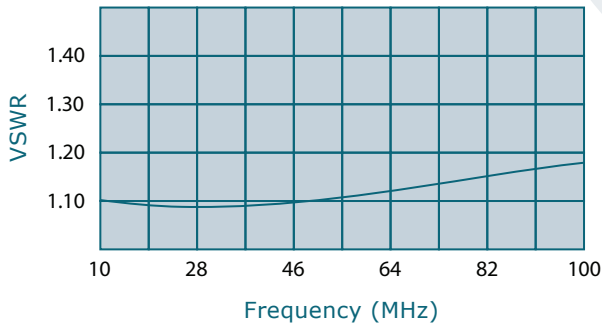
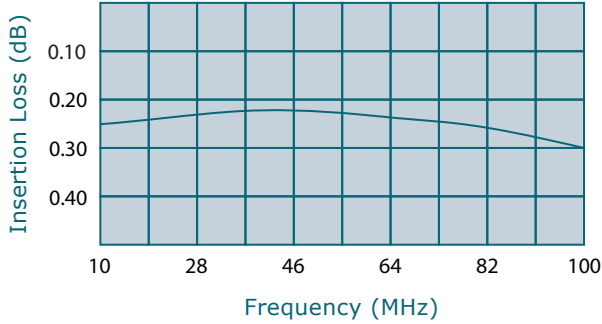
Insertion Loss: 0.5 dB Max.

VSWR: 1.20:1 Max.

Isolation: 20 dB Min.

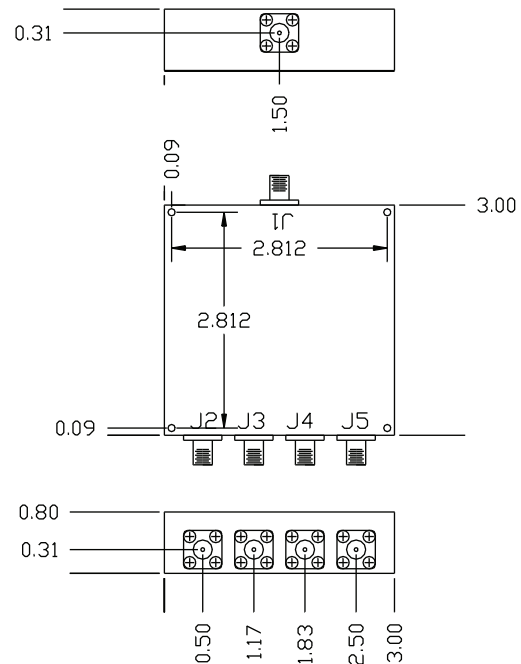
Phase Balance: 5 Deg. Max.

Amplitude Balance: 0.25 dB Max.



- All specifications guaranteed.
- Test data provided with each unit shipped.
- Alternate connector configurations upon request.

Connector Configurations		
Model	J1 (Sum Port)	J2-J5 (Inputs/Outputs)
D6516-102	SMA	SMA



**Subject to change without notice

high power RF devices