



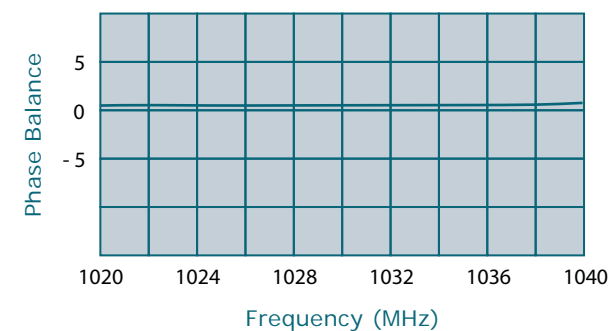
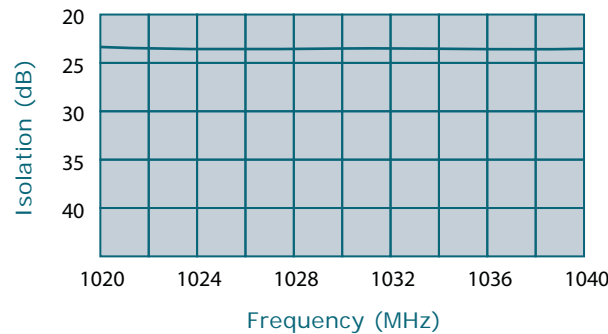
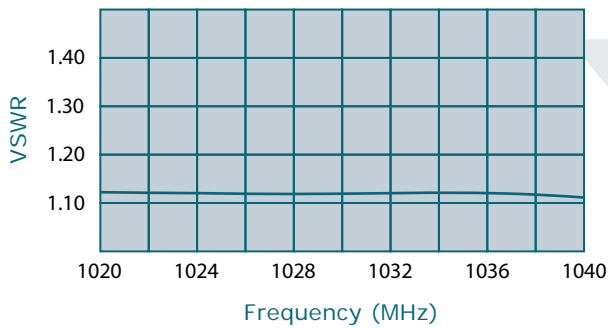
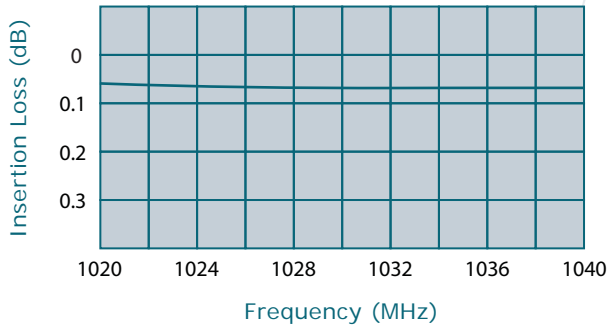
WERLATONE

SINCE 1965

Werlatone, Inc.  
17 Jon Barrett Road  
Patterson, New York 12563  
T 845.278.2220  
F 845.278.3440  
www.werlatone.com

## 2-Way Combiner/Divider

### Model D6393



Frequency: 1020 - 1040 MHz

Power: 200 W CW

Insertion Loss: 0.25 dB Max.

VSWR: 1.25:1 Max.

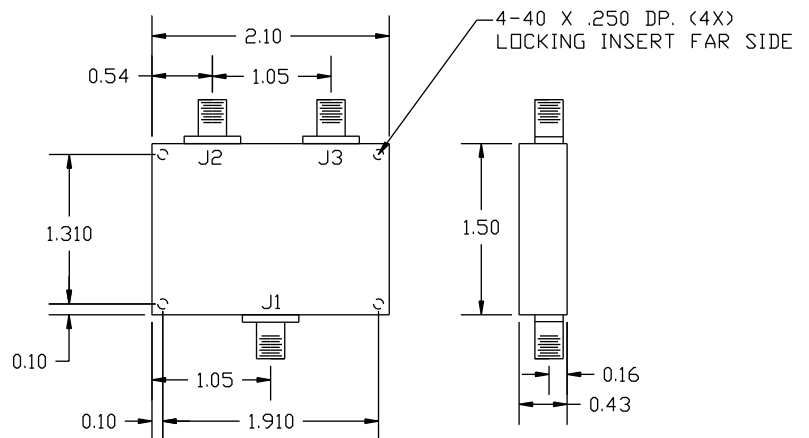
Isolation: 18 dB Min.

Phase Balance: 5 Deg. Max.

Amplitude Balance: 0.1 dB Max.

- All specifications guaranteed.
- Test data provided with each unit shipped.
- Alternate connector configurations upon request.

Connector Configuration		
Model	J1 (Sum Port)	J2-J3 (Input/Output)
D6393-102	SMA	SMA



high power RF devices

\*\*Subject to change without notice