



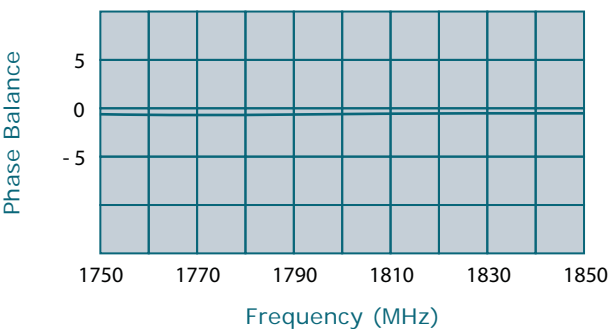
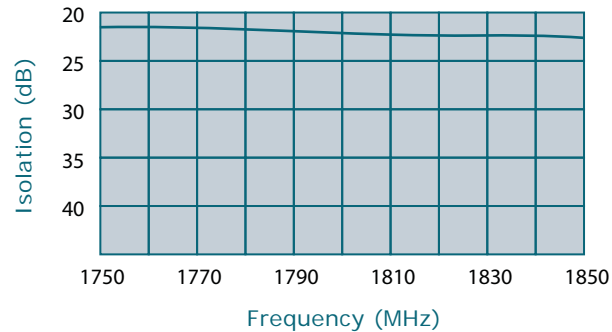
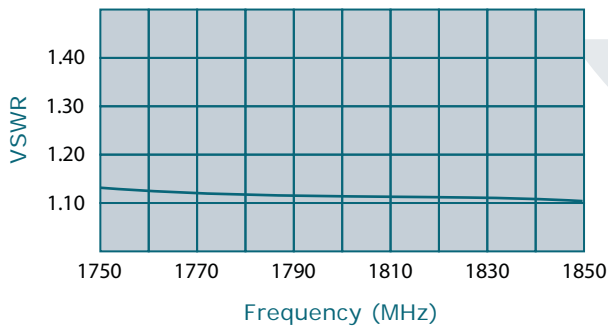
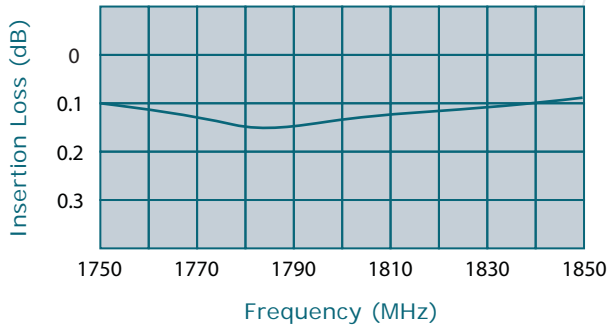
WERLATONE

SINCE 1965

Werlatone, Inc.
17 Jon Barrett Road
Patterson, New York 12563
T 845.278.2220
F 845.278.3440
www.werlatone.com

2-Way Combiner/Divider

Model D6431



Frequency: 1750 - 1850 MHz

Power: 50 W CW

Insertion Loss: 0.3 dB Max.

VSWR: 1.30:1 Max.

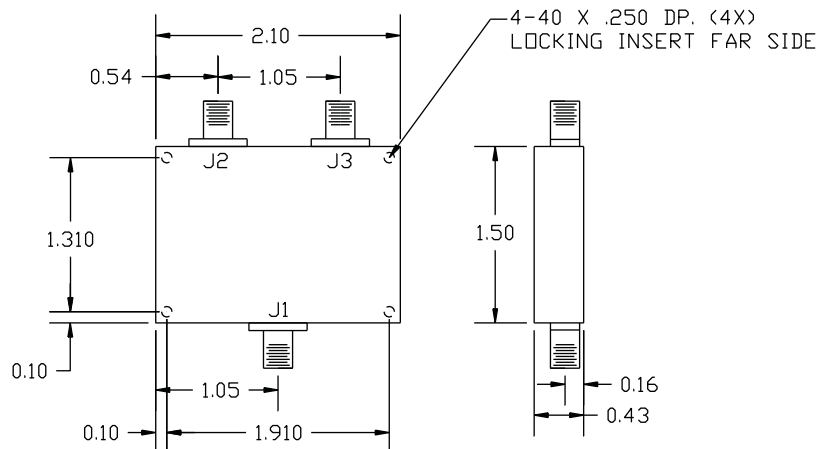
Isolation: 20 dB Min.

Phase Balance: 5 Deg. Max.

Amplitude Balance: 0.15 dB Max.

- All specifications guaranteed.
- Test data provided with each unit shipped.
- Alternate connector configurations upon request.

Connector Configuration		
Model	J1 (Sum Port)	J2-J3 (Input/Output)
D6431-102	SMA	SMA



**Subject to change without notice

high power RF devices