




WERLATONE

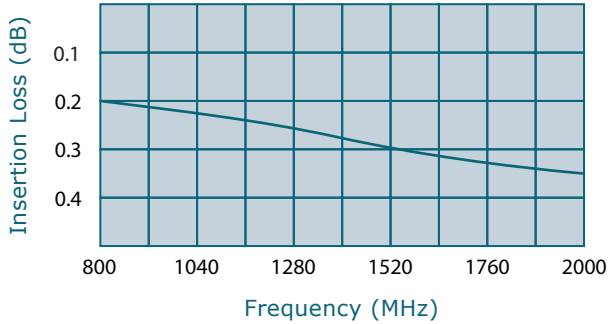
SINCE 1965

Werlatone, Inc.
17 Jon Barrett Road
Patterson, New York 12563
T 845.278.2220
F 845.278.3440
www.werlatone.com



2-Way Combiner/Divider

Model D6669



Frequency: 800 - 2000 MHz

Power: 200 W CW

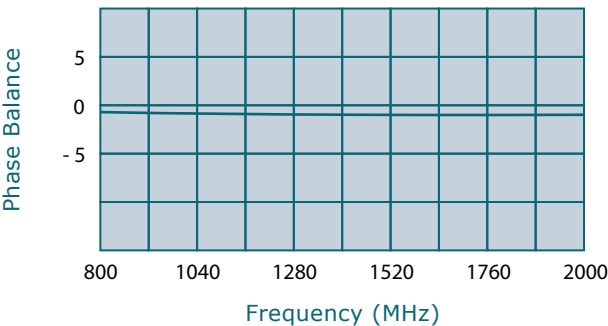
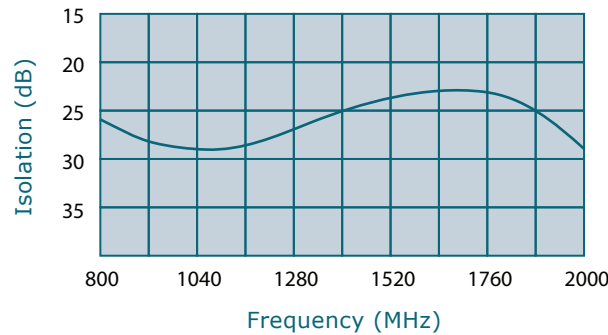
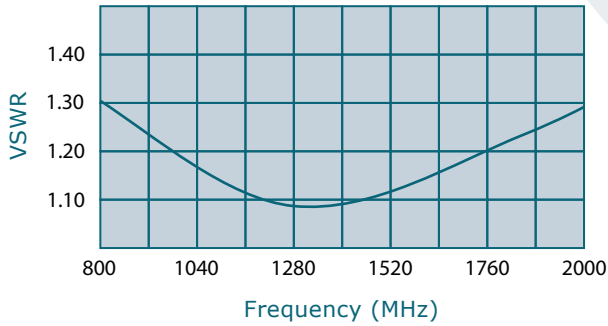
Insertion Loss: 0.4 dB Max.

VSWR: 1.40:1 Max.

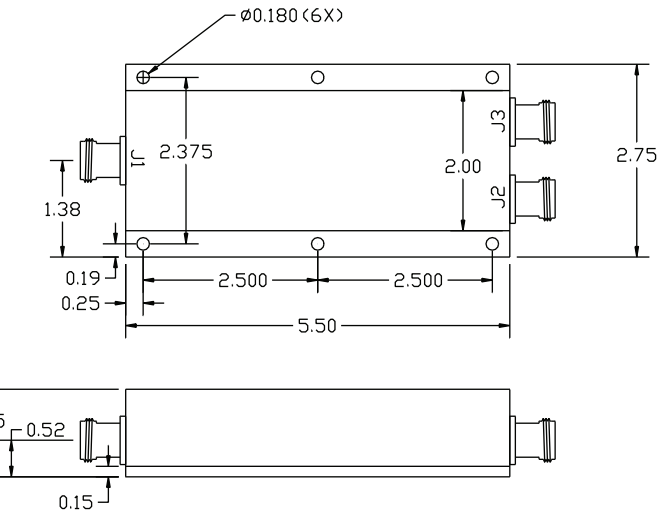
Isolation: 15 dB Min.

Phase Balance: 5 Deg. Max.

Amplitude Balance: 0.25 dB Max.



Connector Configuration		
Model	J1 (Sum Port)	J2-J3 (Input/Output)
D6669-10	N Female	N Female
D6669-12	N Female	SMA
D6669-13	N Female	BNC
D6669-102	SMA	SMA



**Subject to change without notice

high power RF devices