



WERLATONE

SINCE 1965

Werlatone, Inc.
17 Jon Barrett Road
Patterson, New York 12563
T 845.278.2220
F 845.278.3440
www.werlatone.com

4-Way Combiner/Divider

Model D5906

Frequency: 470-860 MHz

Power: 500 W CW

Insertion Loss: 0.4 dB Max.

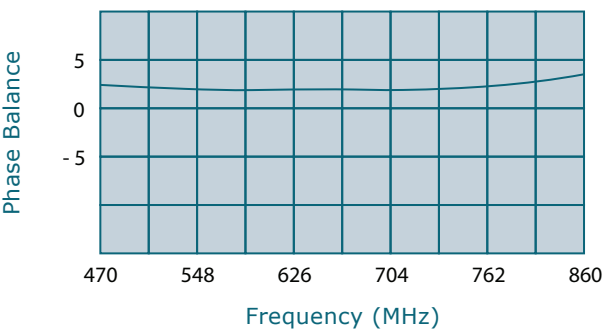
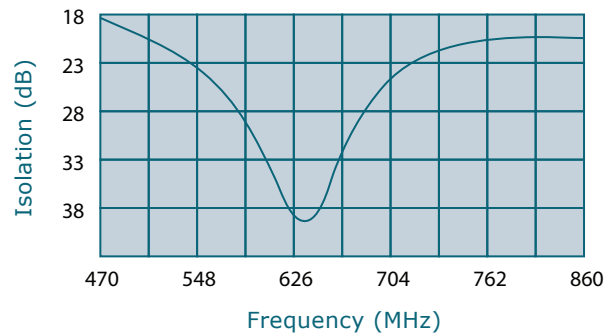
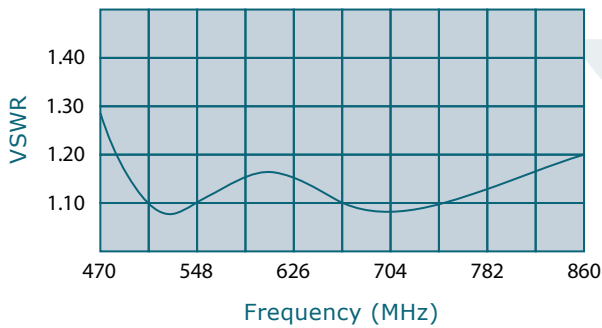
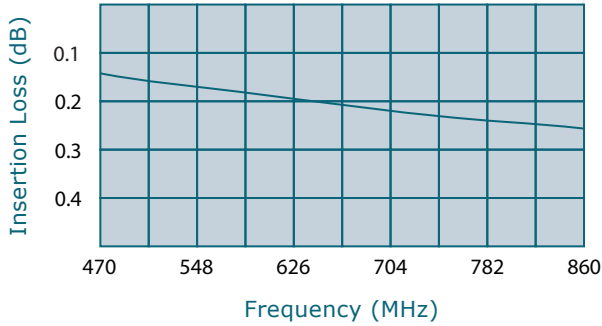
VSWR: 1.5:1 Max.

Isolation: 18 dB Min.

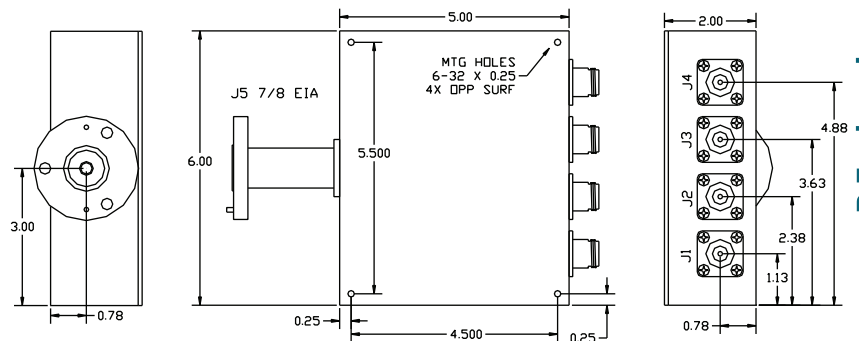
Phase Balance: 5 Deg. Max.

Amplitude Balance: 0.2 dB Max.

- All specifications guaranteed.
- Test data provided with each unit shipped.
- Alternate connector configurations upon request.



Connector Configurations		
Model	J5 (Sum Port)	J1-J4 (Inputs/Outputs)
D5906-10	N Female	N Female
D5906-12	N Female	SMA
D5906-70	7/8" EIA	N Female



**Subject to change without notice

high power RF devices