



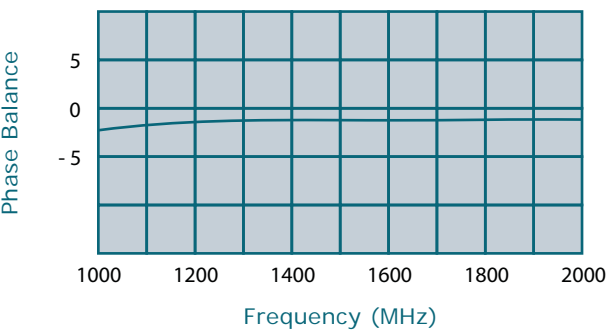
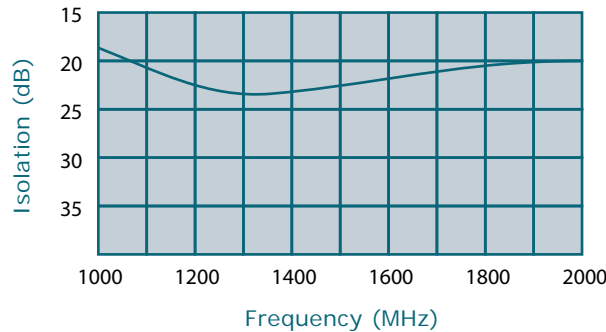
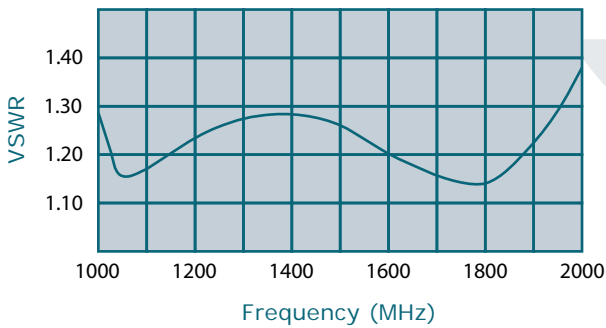
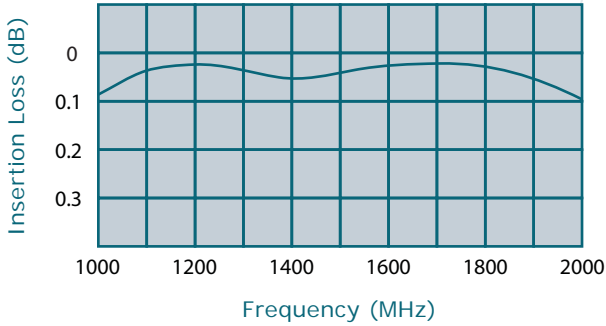
WERLATONE

SINCE 1965

Werlatone, Inc.  
17 Jon Barrett Road  
Patterson, New York 12563  
T 845.278.2220  
F 845.278.3440  
www.werlatone.com

## 2-Way Combiner/Divider

### Model D6767



Frequency: 1000 - 2000 MHz

Power: 600 W CW

Insertion Loss: 0.25 dB Max.

VSWR: 1.40:1 Max.

Isolation: 15 dB Min.

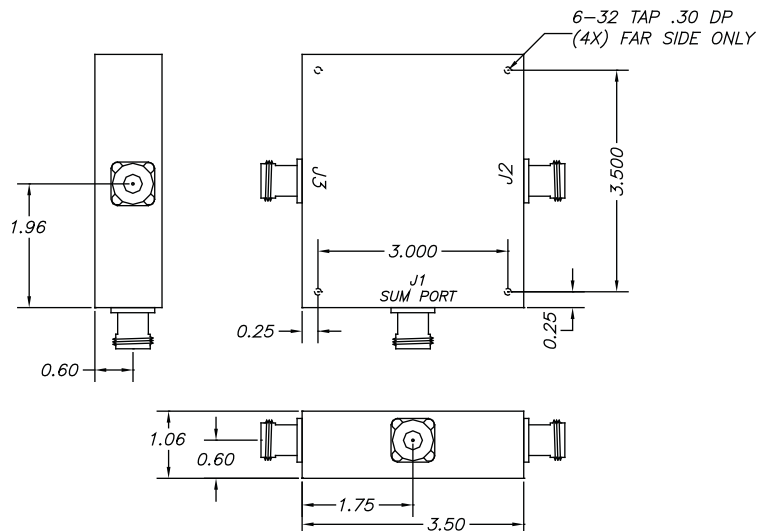
Phase Balance: 5 Deg. Max.

Amplitude Balance: 0.1 dB Max.

- All specifications guaranteed.
- Test data provided with each unit shipped.
- Alternate connector configurations upon request.

#### Connectors

Model	J1	J2, J3
D6767-10	N Female	N Female
D6767-12	N Female	SMA
D6767-102	SMA	SMA



\*\*Subject to change without notice

high power RF devices