




**WERLATONE**

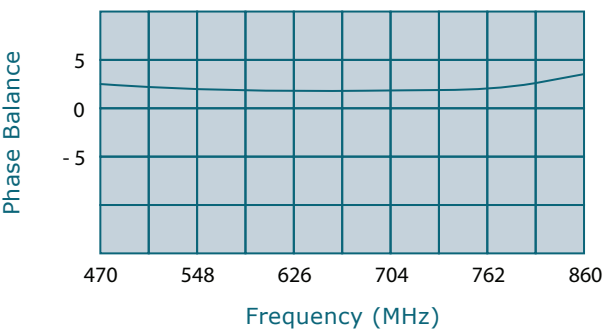
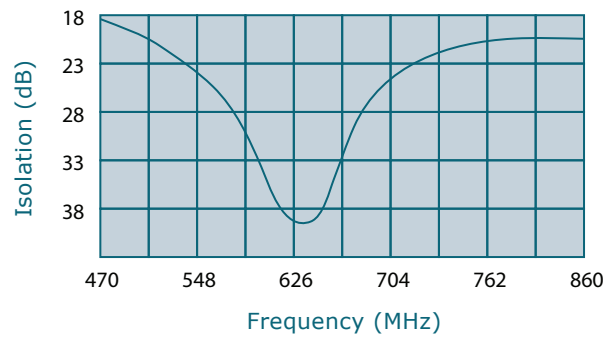
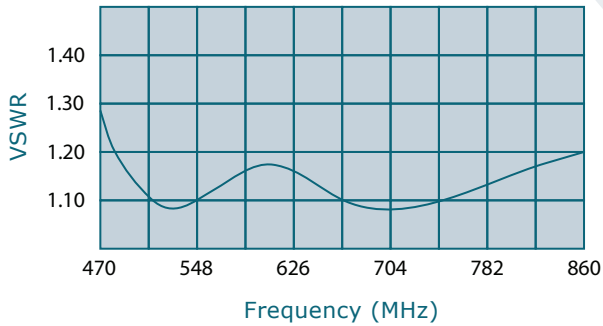
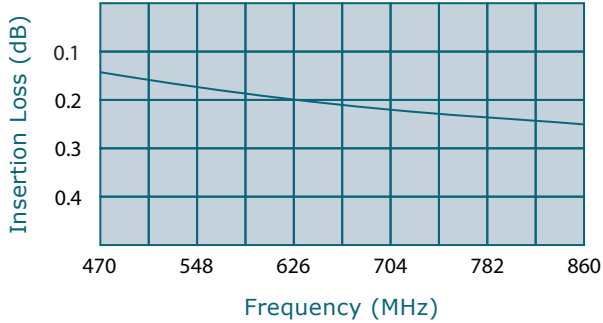
SINCE 1965

Werlatone, Inc.  
17 Jon Barrett Road  
Patterson, New York 12563  
T 845.278.2220  
F 845.278.3440  
www.werlatone.com



## 4-Way Combiner/Divider

### Model D6748



Frequency: 470-860 MHz

Power: 250 W CW

Insertion Loss: 0.35 dB Max.

VSWR: 1.40:1 Max.

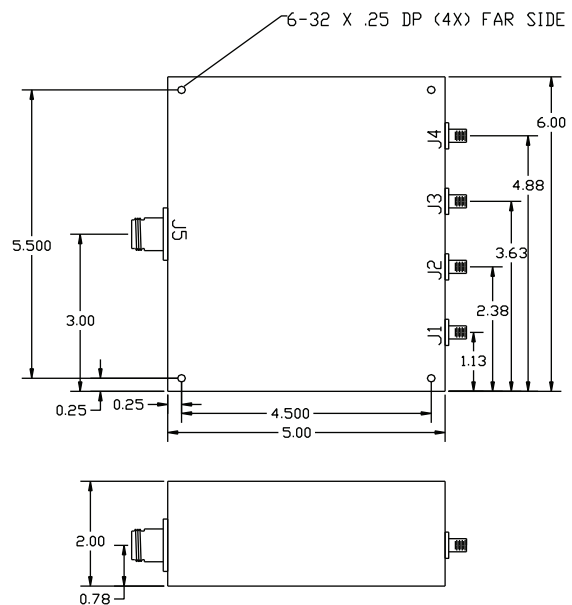
Isolation: 18 dB Min.

Phase Balance: 5 Deg. Max.

Amplitude Balance: 0.2 dB Max.

- All specifications guaranteed.
- Test data provided with each unit shipped.
- Alternate connector configurations upon request.

Connector Configurations		
Model	J5 (Sum Port)	J1-J4 (Inputs/Outputs)
D6748-10	N Female	N Female
D6748-12	N Female	SMA
D6748-13	N Female	BNC



high power RF devices

\*\*Subject to change without notice