




WERLATONE

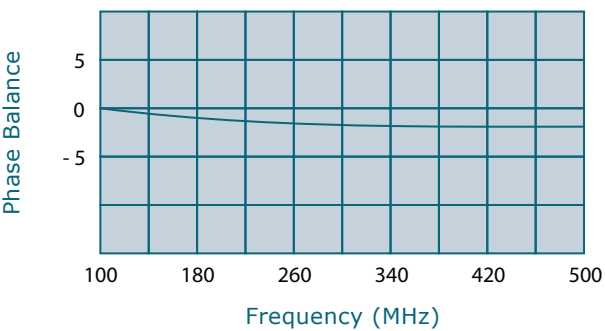
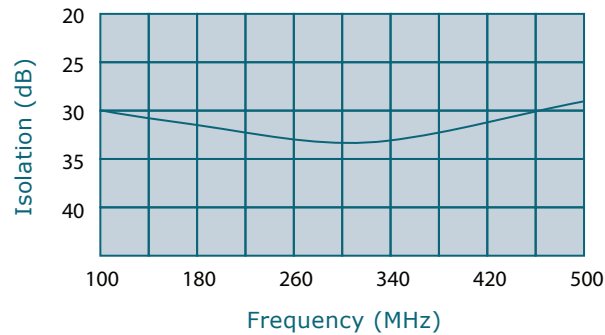
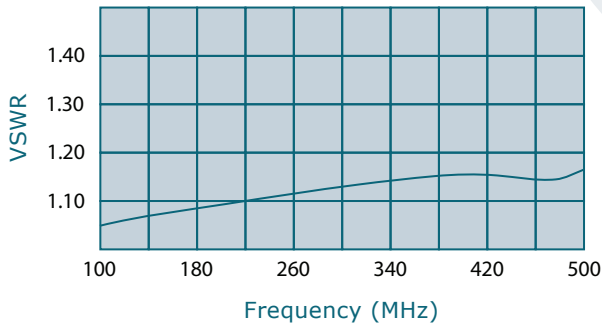
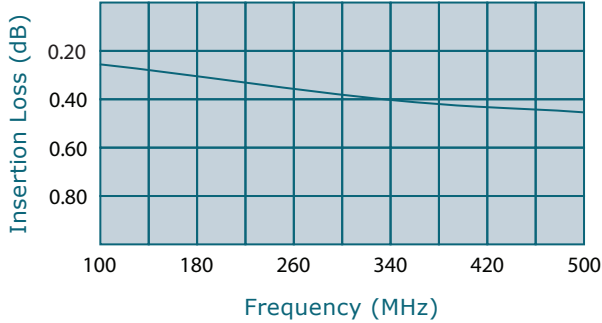
SINCE 1965

Werlatone, Inc.
17 Jon Barrett Road
Patterson, New York 12563
T 845.278.2220
F 845.278.3440
www.werlatone.com



4-Way Combiner/Divider

Model D6738



Frequency: 100 - 500 MHz

Power: 50 W CW

Insertion Loss: 0.65 dB Max.

VSWR: 1.30:1 Max.

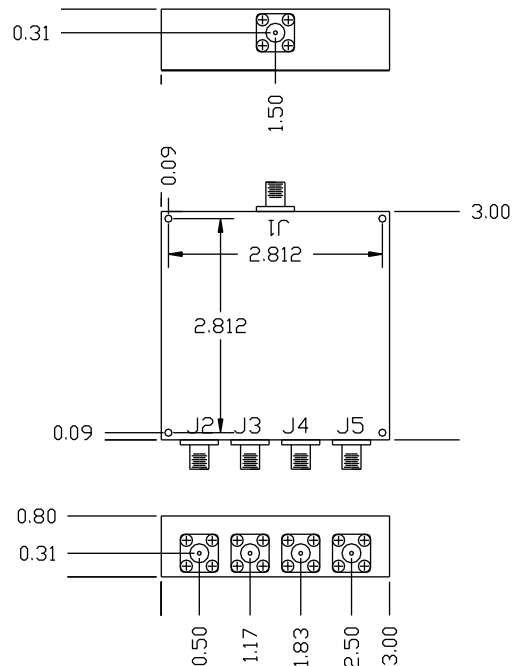
Isolation: 20 dB Min.

Phase Balance: 5 Deg. Max.

Amplitude Balance: 0.25 dB Max.

- All specifications guaranteed.
- Test data provided with each unit shipped.
- Alternate connector configurations upon request.

Connector Configurations		
Model	J1 (Sum Port)	J2-J5 (Inputs/Outputs)
D6738-102	SMA	SMA



**Subject to change without notice

high power RF devices