



**WERLATONE**

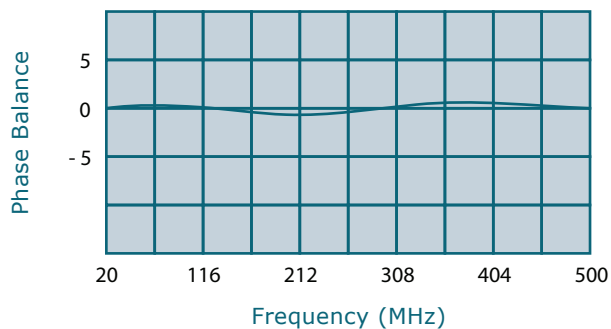
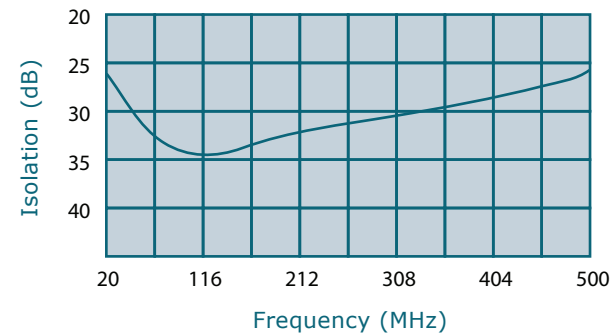
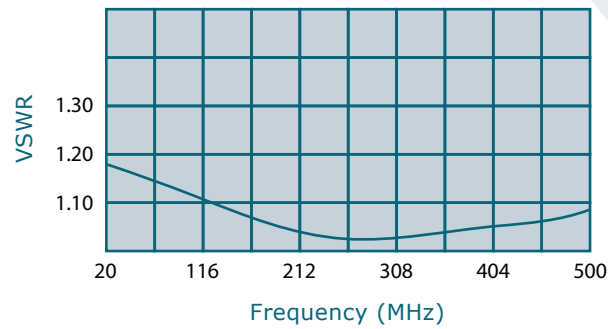
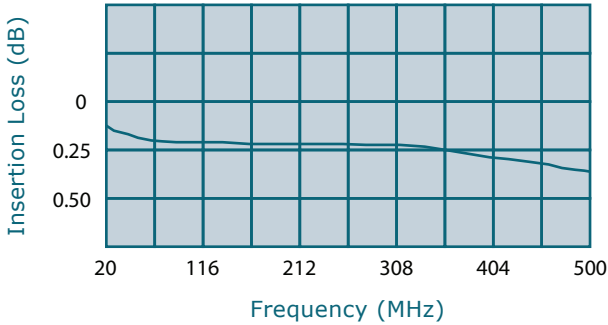
SINCE 1965

Werlatone, Inc.  
 17 Jon Barrett Road  
 Patterson, New York 12563  
 T 845.278.2220  
 F 845.278.3440  
 www.werlatone.com



## 2-Way Combiner/Divider

### Model D7105



Frequency: 20 - 500 MHz

Power: 500 W CW

Insertion Loss: 0.5 dB Max.

VSWR: 1.25:1 Max.

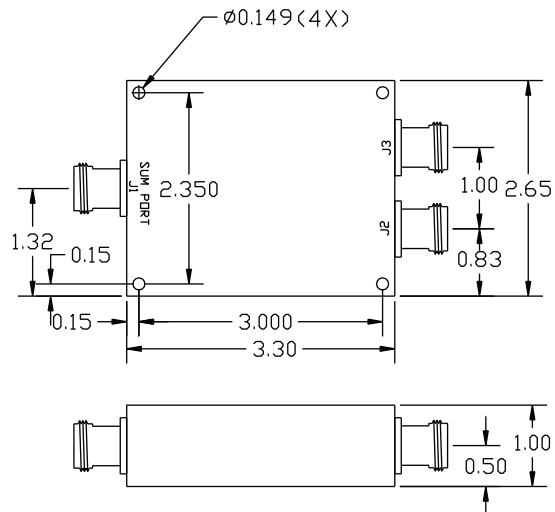
Isolation: 25 dB Min.

Phase Balance: 5 Deg. Max.

Amplitude Balance: 0.2 dB Max.

- All specifications guaranteed.
- Test data provided with each unit shipped.
- Alternate connector configurations upon request.

Connector Configuration		
Model	J1 (Sum Port)	J2-J3 (Input/Output)
D7105-10	N Female	N Female
D7105-12	N Female	SMA
D7105-13	N Female	BNC
D7105-102	SMA	SMA



\*\*Subject to change without notice