




WERLATONE

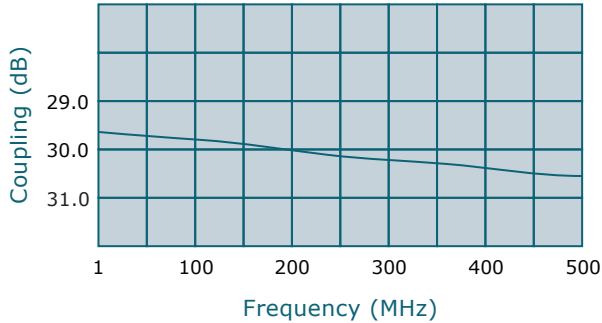
SINCE 1965

Werlatone, Inc.
17 Jon Barrett Road
Patterson, New York 12563
T 845.278.2220
F 845.278.3440
www.werlatone.com



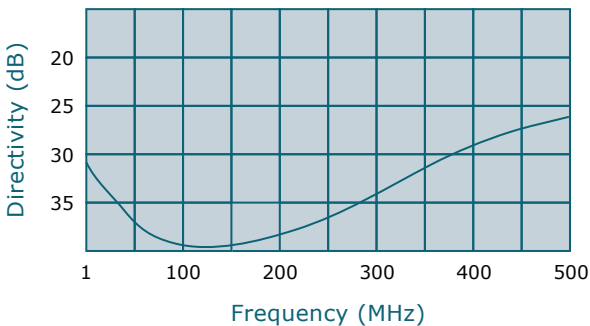
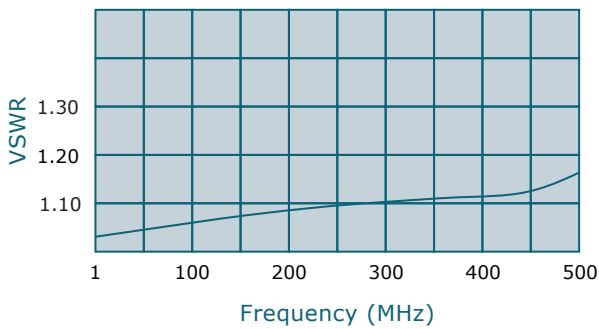
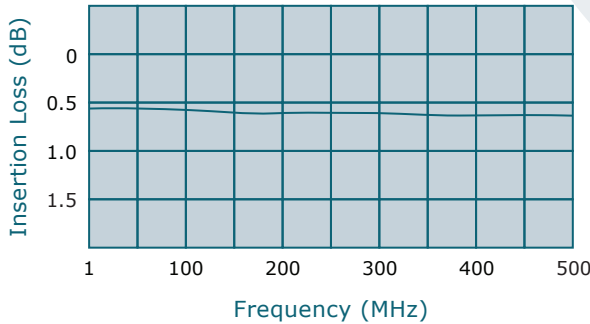
30 dB Dual Directional Coupler

Model C7311

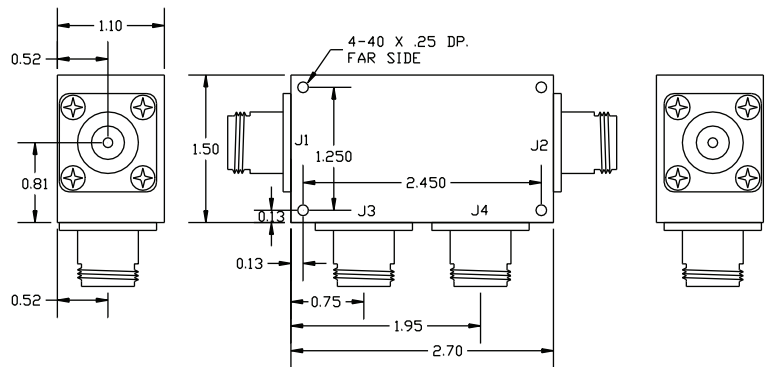


- Frequency: 1 - 500 MHz
- Power: 100 W CW
- Coupling: 30 dB ± 1.0 dB Nom.
- Insertion Loss: 0.8 dB Max.
- VSWR: 1.20:1 Max.
- Flatness: +/-1.0 dB Max.
- Directivity: 20 dB Min.

- All specifications guaranteed.
- Test data provided with each unit shipped.
- Uni-Directional version available.



| Connector Configurations | | |
|--------------------------|------------------|----------------------|
| Model | J1,J2 (Mainline) | J3,J4 (Coupled Port) |
| C7311-10 | N Female | N Female |
| C7311-12 | N Female | SMA |
| C7311-13 | N Female | BNC |
| C7311-102 | SMA | SMA |



high power RF devices

**Subject to change without notice