




WERLATONE

SINCE 1965

Werlatone, Inc.
17 Jon Barrett Road
Patterson, New York 12563
T 845.278.2220
F 845.278.3440
www.werlatone.com



30 dB Dual Directional Coupler

Model C3063

Frequency: 0.5-32 MHz

Power: 3000 W CW

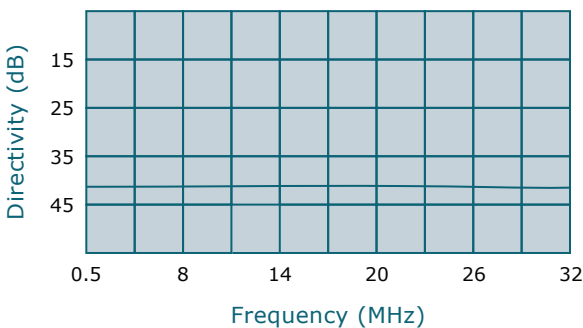
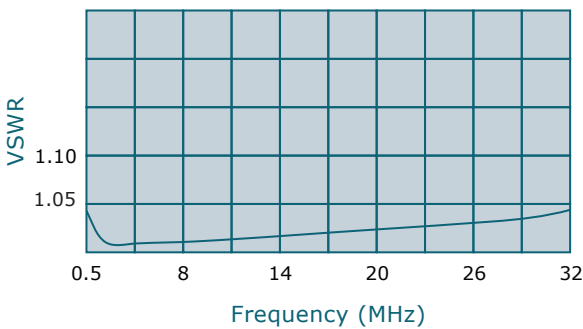
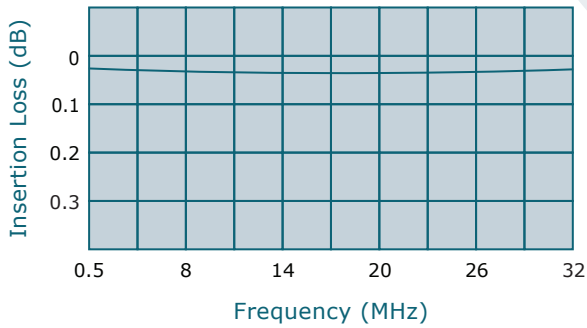
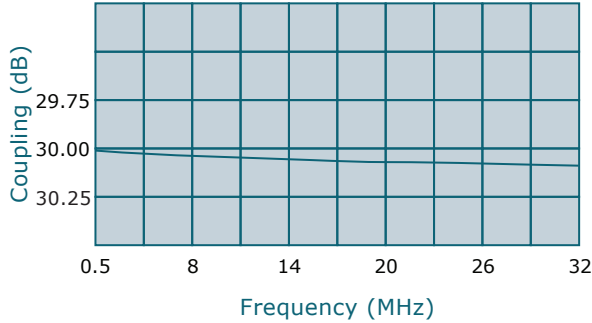
Coupling: 30 dB ± 1.0 dB Nom.

Insertion Loss: 0.1 dB Max.

VSWR: 1.05:1 Max.

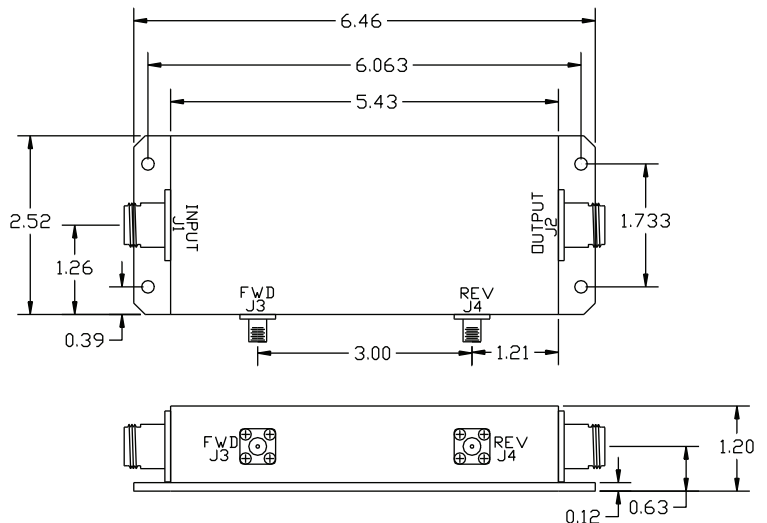
Flatness: +/-0.25 dB Max.

Directivity: 25 dB Min.



- All specifications guaranteed.
- Test data provided with each unit shipped.
- Uni-Directional version available.

Connector Configurations		
Model	J1,J2 (Mainline)	J3,J4 (Coupled Port)
C3063-10	N Female	N Female
C3063-12	N Female	SMA
C3063-13	N Female	BNC
C3063-43	SC Female	SMA



**Subject to change without notice

high power RF devices