




WERLATONE

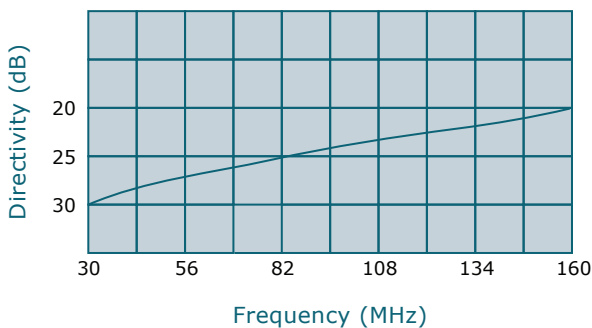
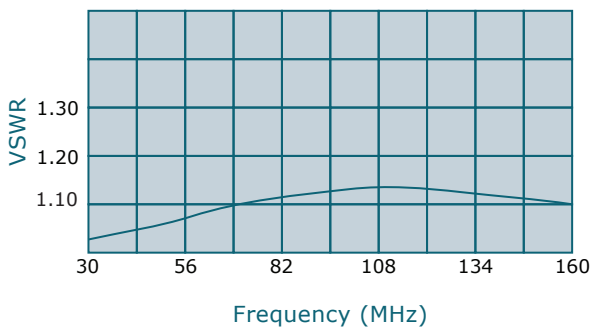
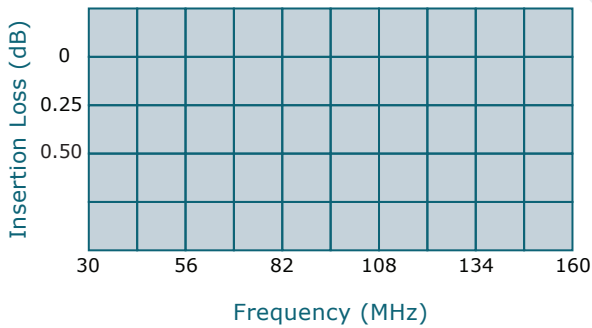
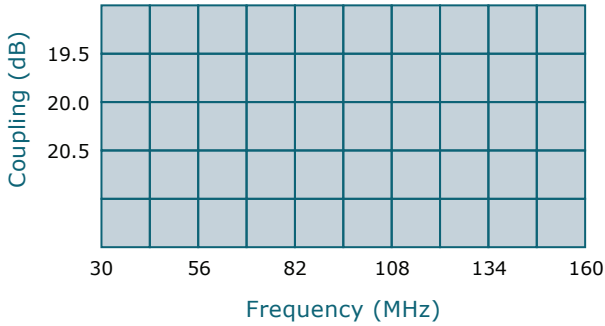
SINCE 1965

Werlatone, Inc.
17 Jon Barrett Road
Patterson, New York 12563
T 845.278.2220
F 845.278.3440
www.werlatone.com



20 dB Dual Directional Coupler

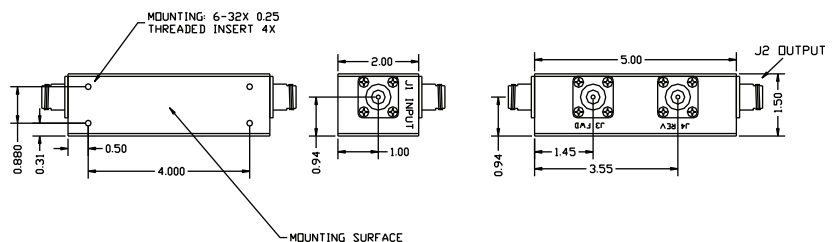
Model C7054



- Frequency: 30 - 160 MHz
- Power: 100 W CW
- Coupling: 20 dB ± 1.0 dB Nom.
- Insertion Loss: 0.5 dB Max.
- VSWR: 1.30:1 Max.
- Flatness: +/- 0.5 dB Max.
- Directivity: 20 dB Min.

- All specifications guaranteed.
- Test data provided with each unit shipped.
- Uni-Directional version available.

| Connector Configurations | | |
|--------------------------|------------------|----------------------|
| Model | J1,J2 (Mainline) | J3,J4 (Coupled Port) |
| C7054-10 | N Female | N Female |
| C7054-12 | N Female | SMA |
| C7054-13 | N Female | BNC |
| C7054-102 | SMA | SMA |



**Subject to change without notice