



WERLATONE

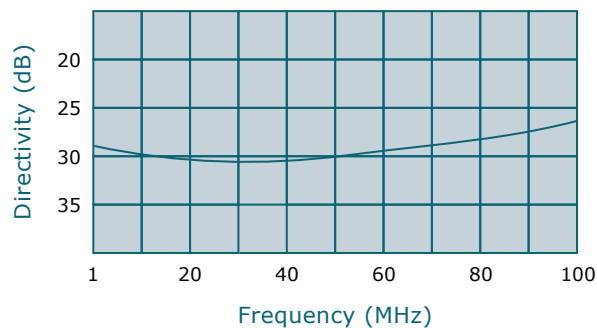
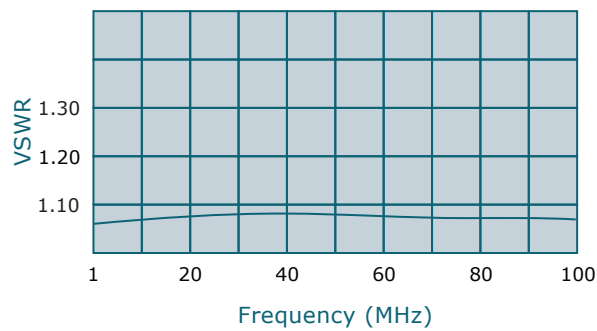
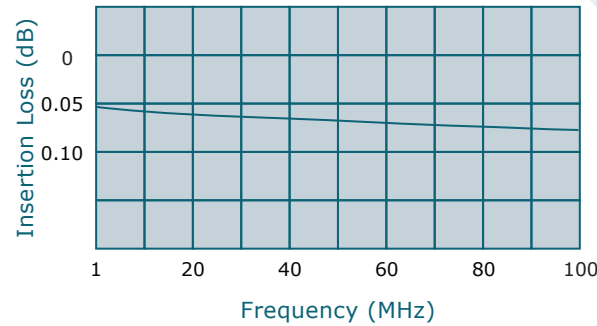
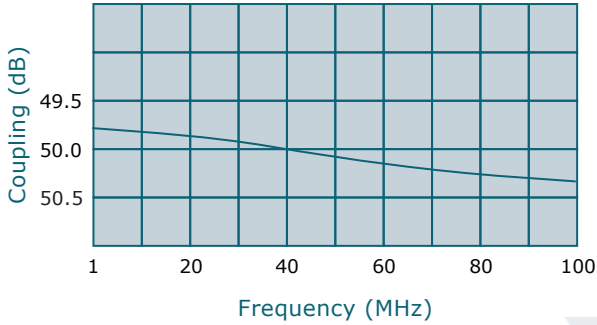
SINCE 1965

Werlatone, Inc.
17 Jon Barrett Road
Patterson, New York 12563
T 845.278.2220
F 845.278.3440
www.werlatone.com



50 dB Dual Directional Coupler

Model C7090



Frequency: 1 - 100 MHz

Power: 1,000 W CW

Coupling: 50 dB ± 1.0 dB Nom.

Insertion Loss: 0.2 dB Max.

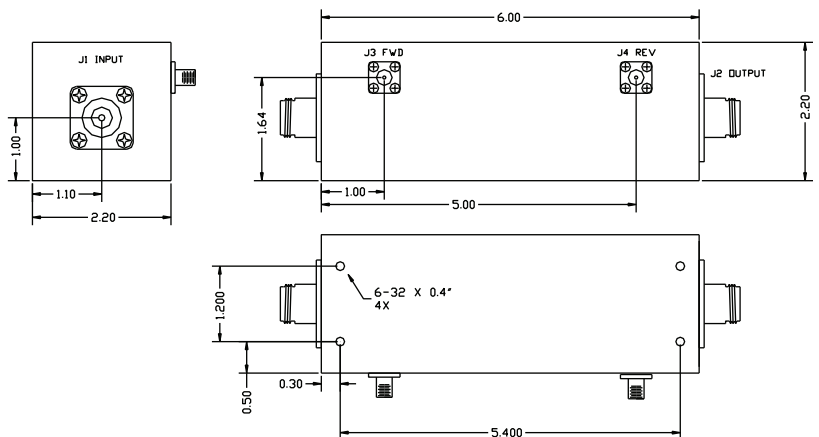
VSWR: 1.15:1 Max.

Flatness: +/-0.5 dB Max.

Directivity: 20 dB Min.

- All specifications guaranteed.
- Test data provided with each unit shipped.
- Uni-Directional version available.
- Alternate connector configurations upon request.

Connector Configurations		
Model	J1,J2 (Mainline)	J3,J4 (Coupled Port)
C7090-10	N Female	N Female
C7090-12	N Female	SMA
C7090-13	N Female	BNC
C7090-43	SC Female	SMA



**Subject to change without notice

high power RF devices