




WERLATONE

SINCE 1965

Werlatone, Inc.
17 Jon Barrett Road
Patterson, New York 12563
T 845.278.2220
F 845.278.3440
www.werlatone.com



50 dB Dual Directional Coupler

Model C7354

Frequency: 1 - 500 MHz

Power: 1,000 W CW

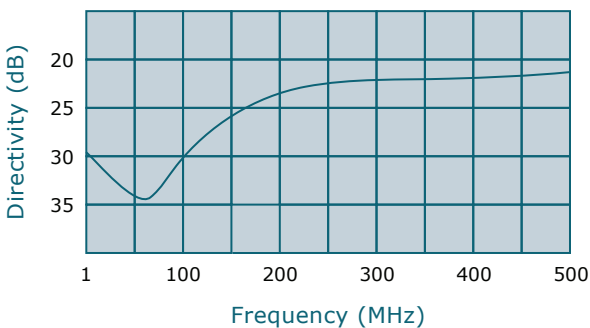
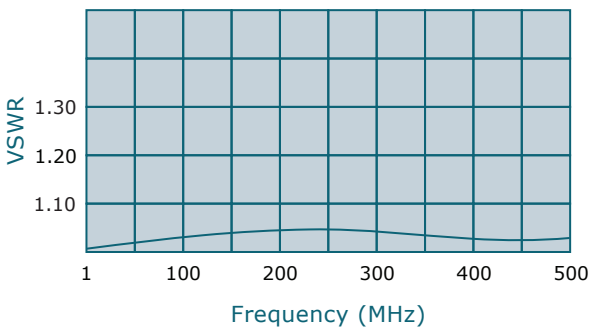
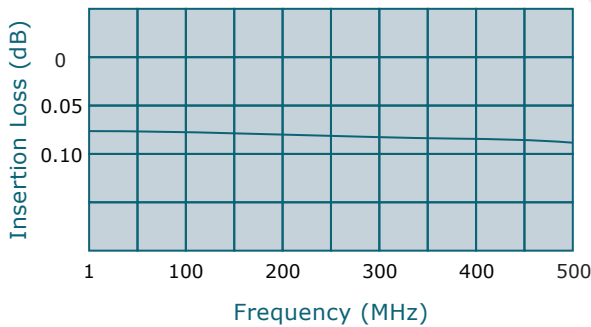
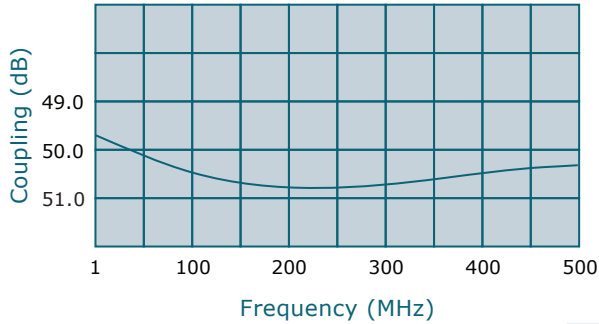
Coupling: 50 dB \pm 1.0 dB Nom.

Insertion Loss: 0.15 dB Max.

VSWR: 1.2:1 Max.

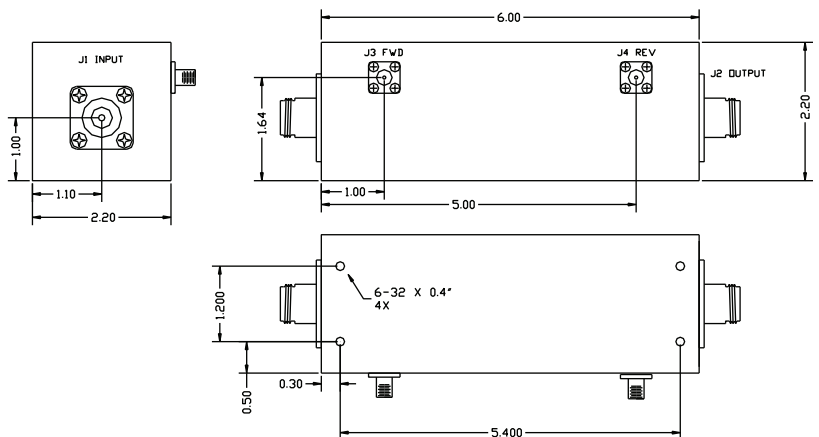
Flatness: \pm 1.0 dB Max.

Directivity: 20 dB Min.



- All specifications guaranteed.
- Test data provided with each unit shipped.
- Uni-Directional version available.
- Alternate connector configurations upon request.

Connector Configurations		
Model	J1,J2 (Mainline)	J3,J4 (Coupled Port)
C7354-10	N Female	N Female
C7354-12	N Female	SMA
C7354-13	N Female	BNC
C7354-43	SC Female	SMA



**Subject to change without notice

high power RF devices