



WERLATONE

SINCE 1965

Werlatone, Inc.
17 Jon Barrett Road
Patterson, New York 12563
T 845.278.2220
F 845.278.3440
www.werlatone.com

20 dB Bi-Directional Coupler

Model 7783

Frequency: 200 - 1000 MHz

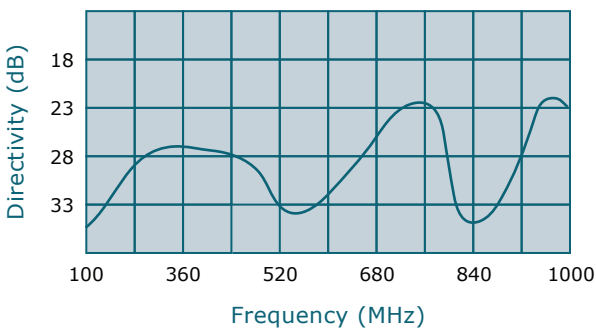
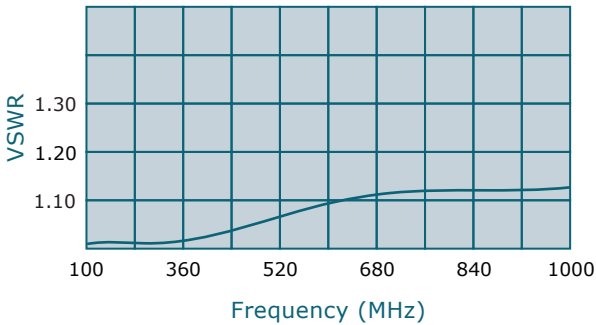
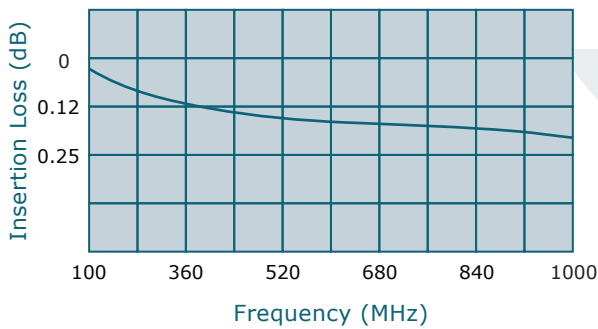
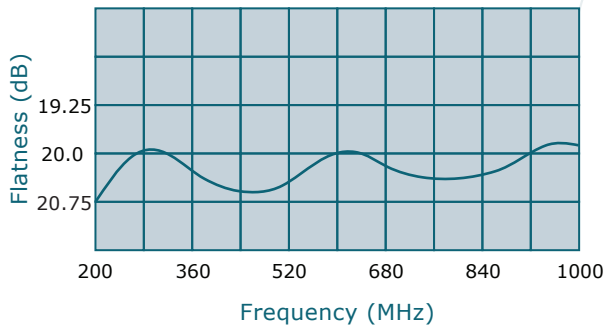
Power: 200 W CW

Insertion Loss: 0.2 dB Max.

VSWR: 1.20:1 Max.

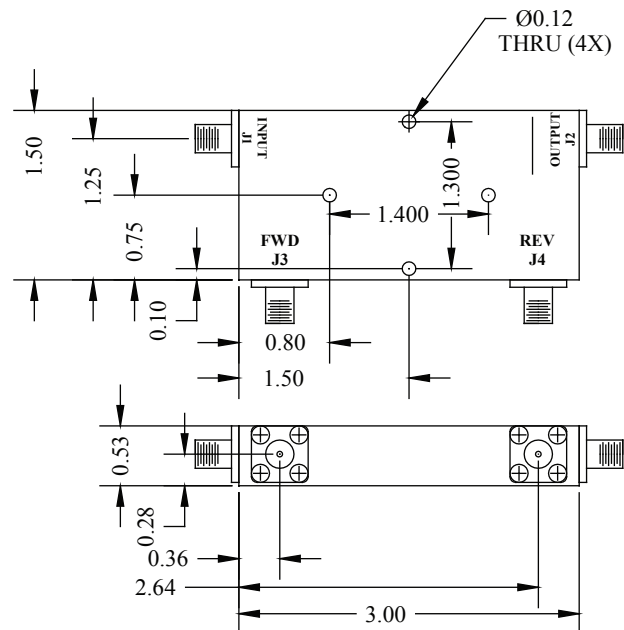
Flatness: +/-0.75 dB Max.

Directivity: 20 dB Min.



- All specifications guaranteed.
- Test data provided with each unit shipped.

Connector Configuration		
Model	J1,J2 (Mainline)	J3-J4 (Coupled Ports)
C7783-102	SMA	SMA



high power RF devices

**Subject to change without notice