



WERLATONE

SINCE 1965

Werlatone, Inc.
17 Jon Barrett Road
Patterson, New York 12563
T 845.278.2220
F 845.278.3440
www.werlatone.com

4-Way Combiner/Divider

Model D7435

Frequency: 800-4200 MHz

Power: 80 W CW

Insertion Loss: 1.0 dB Max.

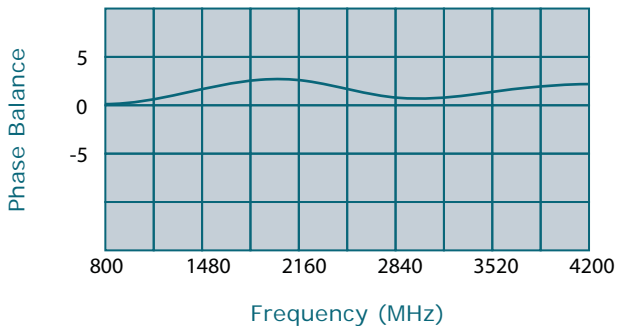
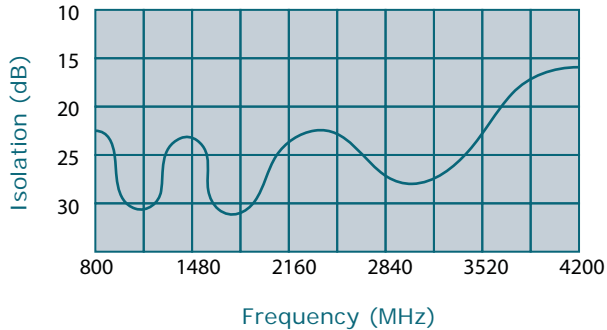
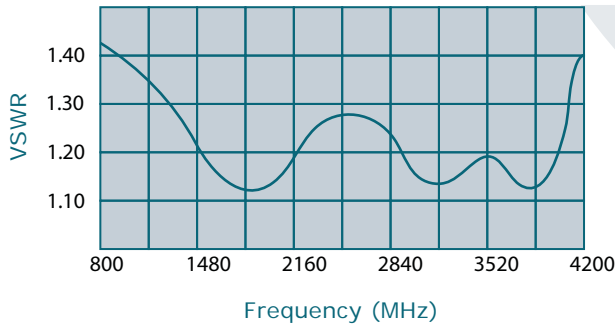
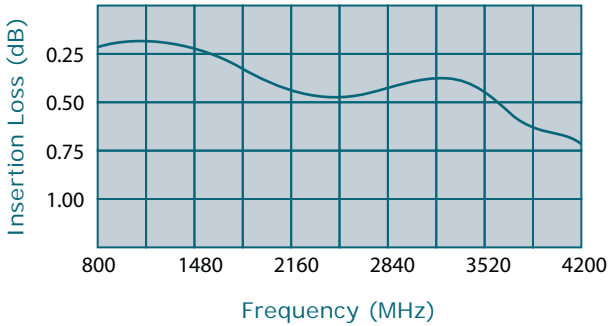
VSWR: 1.50:1 Max.

Isolation: 15 dB Min. (800-3800 MHz)

12 dB Min. (3800-4200 MHz)

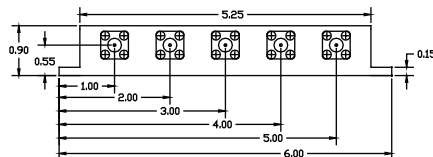
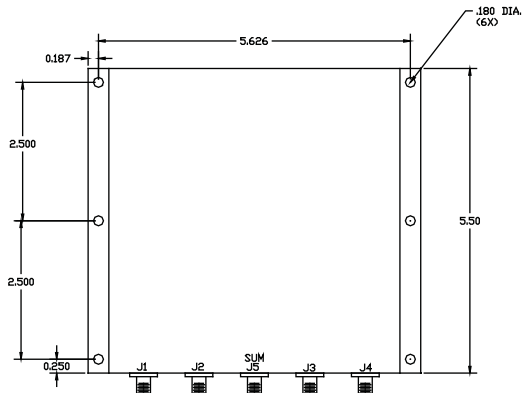
Phase Balance: $\pm 5^\circ$ Max.

Amplitude Balance: 0.50 dB Max.



- All specifications guaranteed.
- Test data provided with each unit shipped.
- Alternate connector configurations upon request.

| Connector Configurations | | |
|--------------------------|---------------|------------------------|
| Model | J5 (Sum Port) | J1-J4 (Inputs/Outputs) |
| D7435-12 | N Female | SMA |
| D7435-102 | SMA | SMA |



**Subject to change without notice

high power RF devices