



WERLATONE

SINCE 1965

Werlatone, Inc.
17 Jon Barrett Road
Patterson, New York 12563
T 845.278.2220
F 845.278.3440
www.werlatone.com

4-Way Combiner/Divider

Model D7439

Frequency: 20 - 1000 MHz

Power: 250 W CW

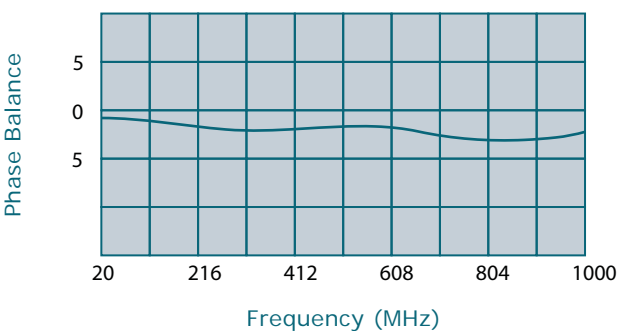
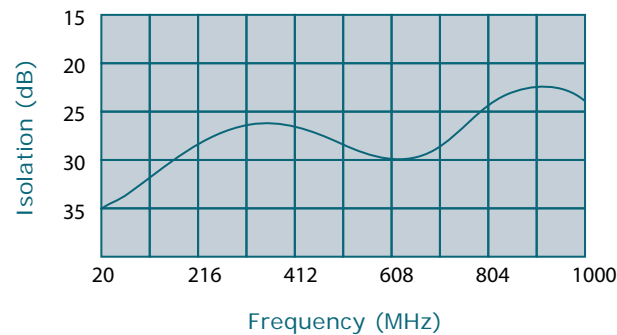
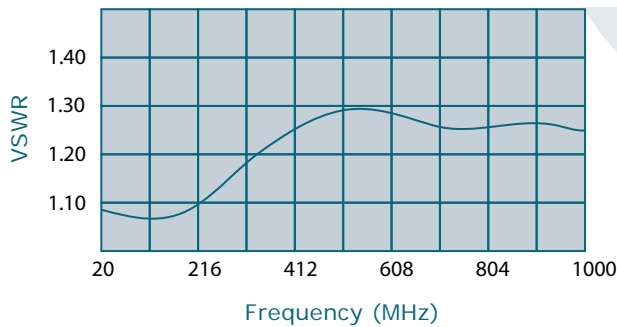
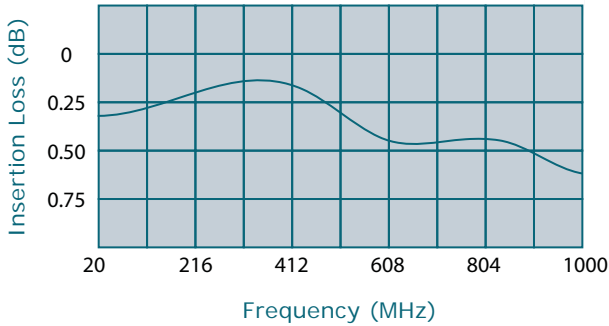
Insertion Loss: 0.75 dB Max.

VSWR: 1.35:1 Max.

Isolation: 18 dB Min.

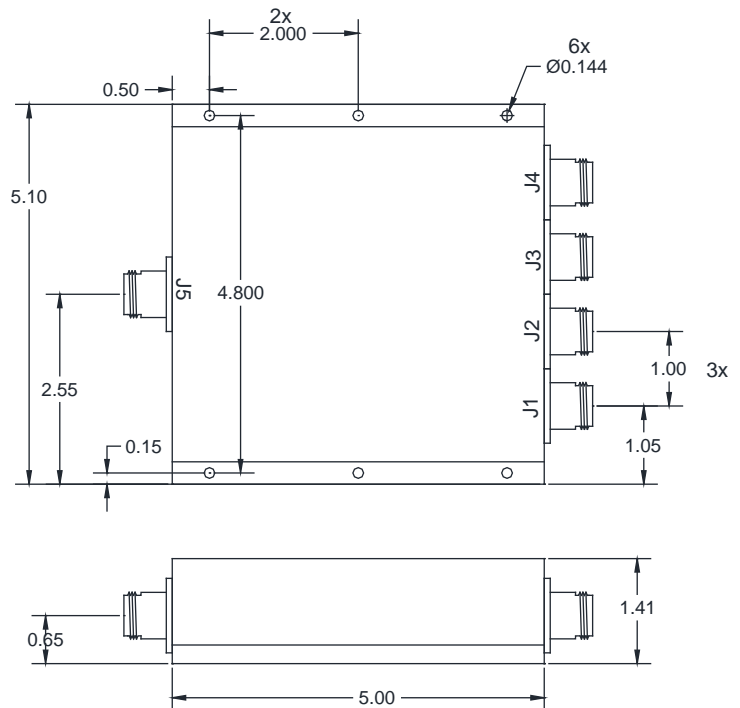
Phase Balance: $\pm 5^\circ$ Max.

Amplitude Balance: 0.30 dB Max.



- All specifications guaranteed.
- Test data provided with each unit shipped.
- Alternate connector configurations upon request.

Connector Configurations		
Model	J5 (Sum Port)	J1-J4 (Inputs/Outputs)
D7439-10	N Female	N Female
D7439-12	N Female	SMA
D7439-102	SMA	SMA



high power RF devices

**Subject to change without notice