



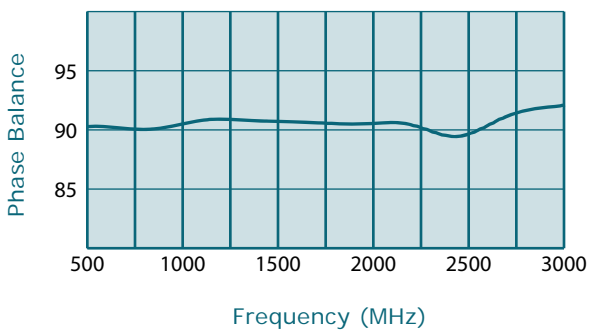
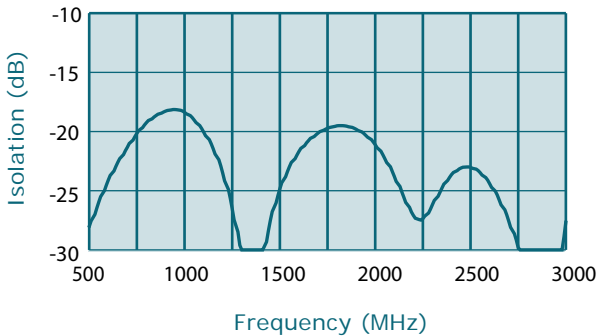
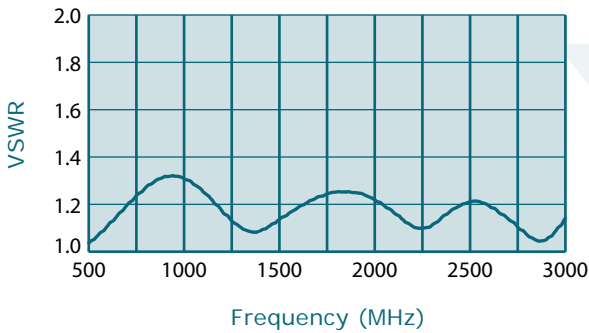
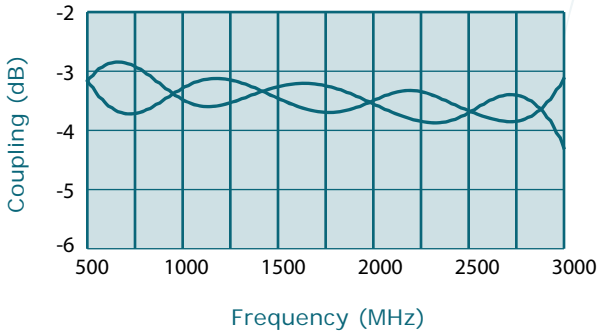
WERLATONE

SINCE 1965

Werlatone, Inc.
17 Jon Barrett Road
Patterson, New York 12563
T 845.278.2220
F 845.278.3440
www.werlatone.com

2-Way (90°) Hybrid Coupler

Model QH8281



Frequency: 500 - 3000 MHz

Power: 200 W CW

Insertion Loss: 0.70 dB Max.

VSWR: 1.35:1 Max.

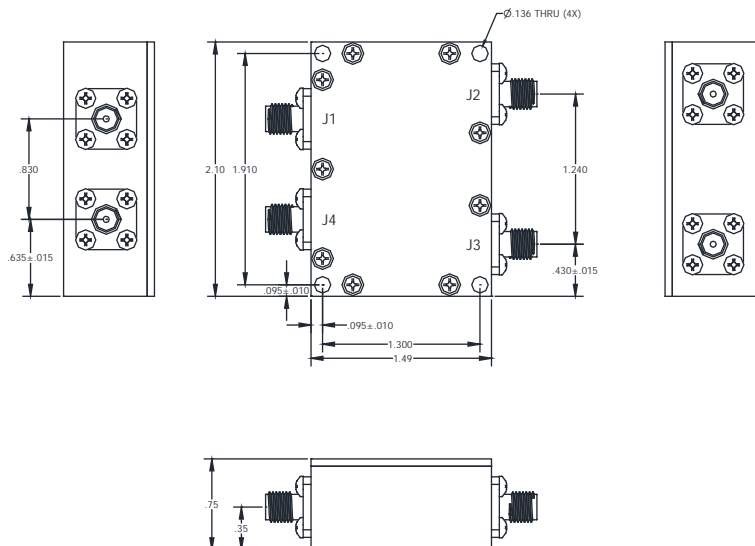
Isolation (J2-J3): 18 dB Min.

Phase Balance: 90° ± 5° Max.

Amplitude Balance: ± 0.75 dB Max.

- Operating Temperature: -55° to +85° C
- All specifications guaranteed.
- Test data provided with each unit shipped.

Connector Configurations			
Model	J1 (Sum Port)	J2,J3 (0°, 90°)	J4 (Iso. Port)
QH8281-102	SMA	SMA	SMA



high power RF devices

**Subject to change without notice