




WERLATONE

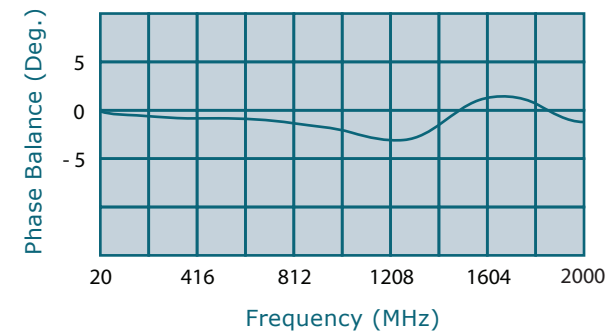
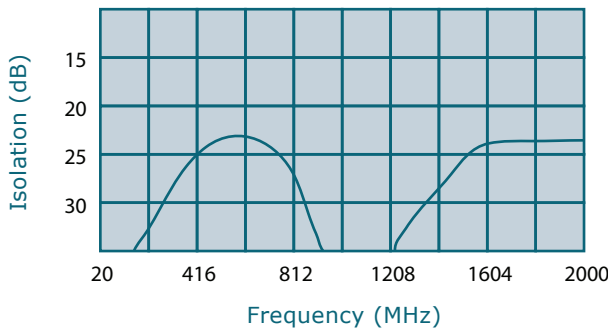
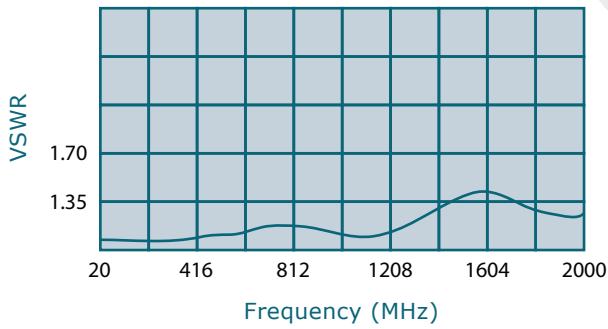
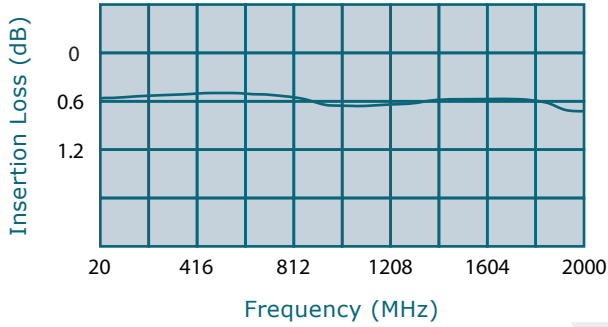
SINCE 1965

Werlatone, Inc.  
17 Jon Barrett Road  
Patterson, New York 12563  
T 845.278.2220  
F 845.278.3440  
www.werlatone.com



## 2-Way Combiner/Divider

### Model D8339



Frequency: 20 - 2000 MHz

Power: 5 W CW

Insertion Loss: 1.2 dB Max.

VSWR: 1.70:1 Max.

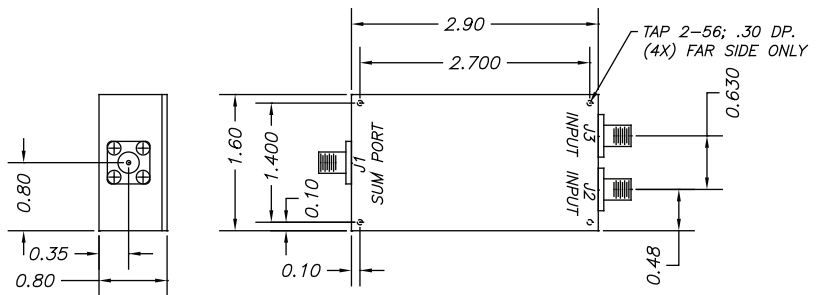
Isolation: 15 dB Min.

Phase Balance: 5 Deg. Max.

Amplitude Balance: 0.3 dB Max.

- All specifications guaranteed.
- Test data provided with each unit shipped.

Connector Configuration		
Model	J1 (Sum Port)	J2,J3 (Input/Output)
D8339-102	SMA	SMA



\*\*Subject to change without notice