



DECADES AHEAD[®]
high power RF devices

Werlatone[®], Inc.

17 Jon Barrett Road Patterson, New York 12563
 T (845) 278 2220 www.werlatone.com
 F (845) 278 3440 sales@werlatone.com

6 dB Uni-Directional Coupler
Model C9270W

Frequency: 100 - 1000 MHz

Power: 100 W CW

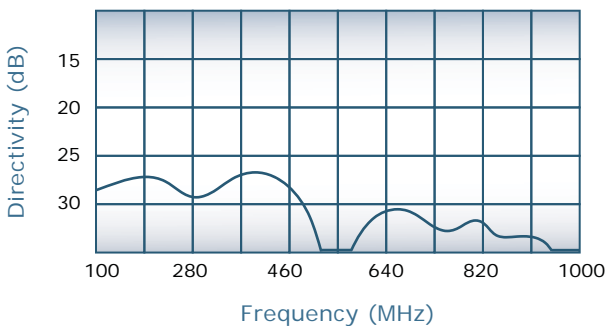
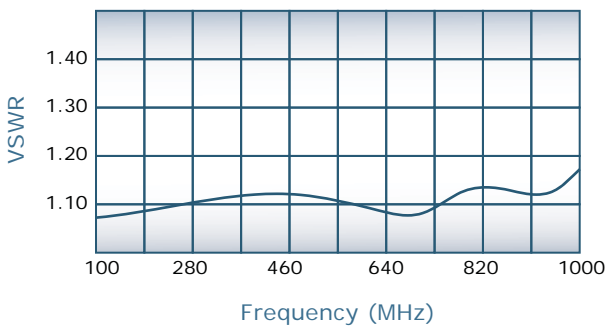
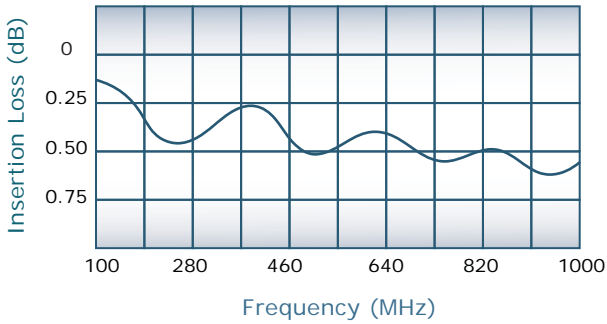
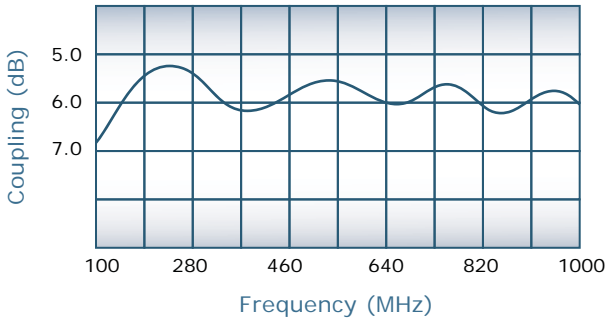
Coupling: 6 ± 1.0 dB Nom.

Insertion Loss: 0.6 dB Max. *

VSWR: 1.30:1 Max.

Flatness: 1.0 dB Max.

Directivity: 17 dB Min.



Notes

- * Does not include Theoretical Coupling Loss
- All specifications guaranteed
- Test data provided with each unit shipped
- Operating Temperature: -55°C to +75°C
- Watertight Design, O-Ring Sealed**

Connector Configurations

| Model | J1, J2 (Main Line) | J3 (Coupled Port) |
|------------|--------------------|-------------------|
| C9270W-10 | N Female | N Female |
| C9270W-12 | N Female | SMA |
| C9270W-102 | SMA | SMA |

