




DECADES AHEAD[®]
high power RF devices

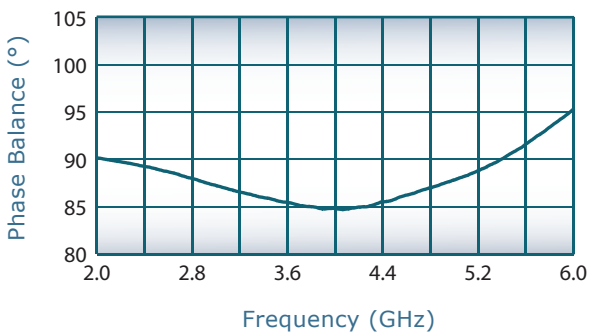
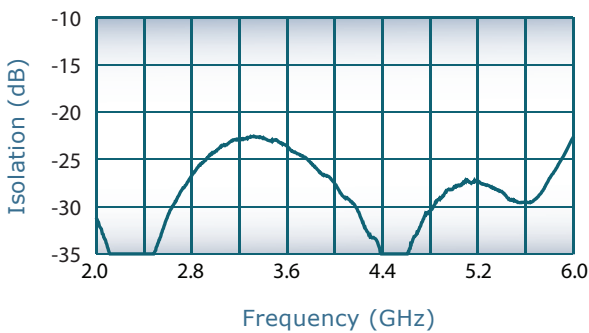
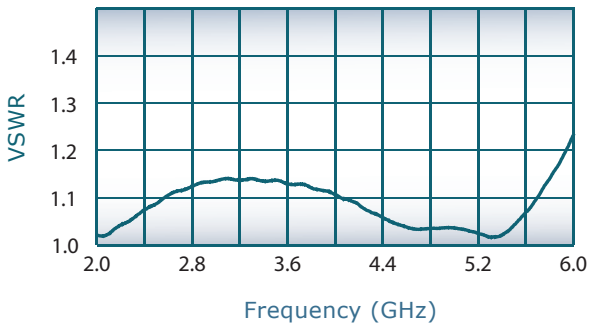
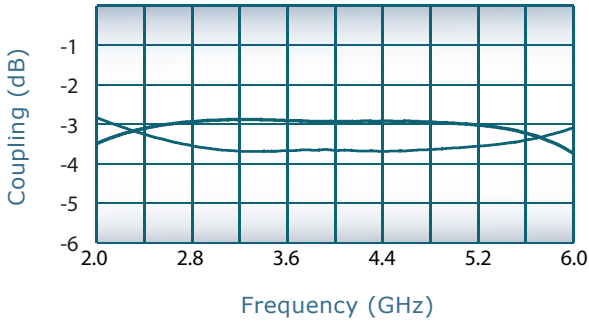
Werlatone[®], Inc.

17 Jon Barrett Road Patterson, New York 12563
T (845) 278 2220 www.werlatone.com
F (845) 278 3440 sales@werlatone.com



90° Hybrid Coupler
Model QH10148

Frequency:	2000 - 6000 MHz
Power:	100 W CW
Insertion Loss:	0.3 dB Max.
VSWR:	1.30:1 Max.
Isolation:	20 dB Min.
Phase Balance:	± 7° Max.
Amplitude Balance:	± 0.5 dB Max.



Notes

- All specifications guaranteed
- Test data provided with each unit shipped
- Surface Mount Design
- Surface Finish: Immersion Silver (RoHS Compliant)
- Other surface finishes available upon request
- See surface mount tech note for installation guidelines

Port Configurations

J1	J2	J3	J4
Input	-3 dB, 0°	-3 dB, -90°	Isolated
-3 dB, 0°	Input	Isolated	-3 dB, -90°
-3 dB, -90°	Isolated	Input	-3 dB, 0°
Isolated	-3 dB, -90°	-3 dB, 0°	Input

