



DECADES AHEAD[®]
high power RF devices

Werlatone[®], Inc.

17 Jon Barrett Road Patterson, New York 12563
T (845) 278 2220 www.werlatone.com
F (845) 278 3440 sales@werlatone.com



90° Hybrid Coupler

Model QH8911

Frequency: 80 - 1000 MHz

Power: 250 W CW

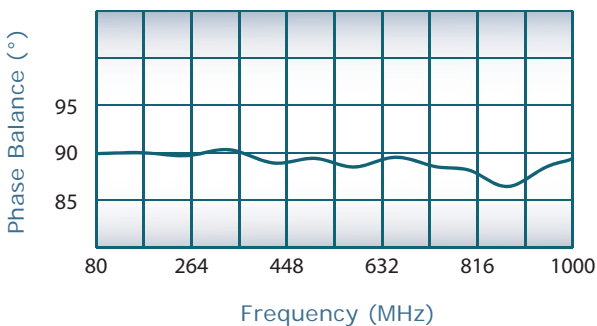
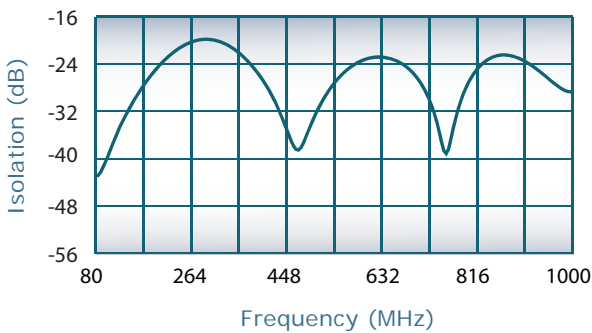
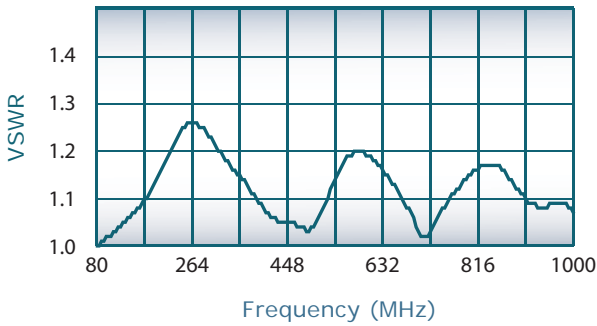
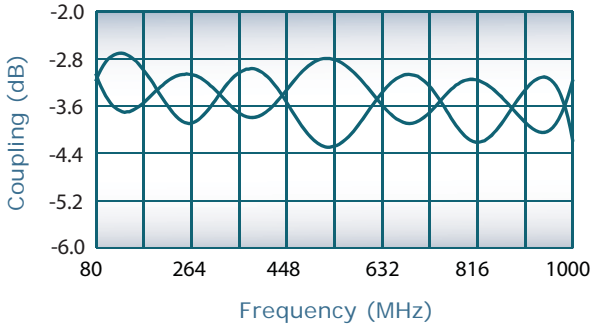
Insertion Loss: 0.7 dB Max.

VSWR: 1.45: 1 Max.

Isolation: 18 dB Min.

Phase Balance: $\pm 5^\circ$ Max.

Amplitude Balance: ± 1.0 dB Max.



Notes

- All specifications guaranteed
- Test data provided with each unit shipped
- Alternate connector configurations upon request
- Operating Temperature: -55°C to +75°C
- 4-Port version available, Model QH8859

Connector Configurations

| Model | J1 (Sum Port) | J2, J3 (0°, -90°) |
|-----------|---------------|-------------------|
| QH8911-10 | N Female | N Female |
| QH8911-12 | N Female | SMA |

