



**DECADES AHEAD<sup>®</sup>**  
**high power RF devices**

**Werlatone<sup>®</sup>, Inc.**

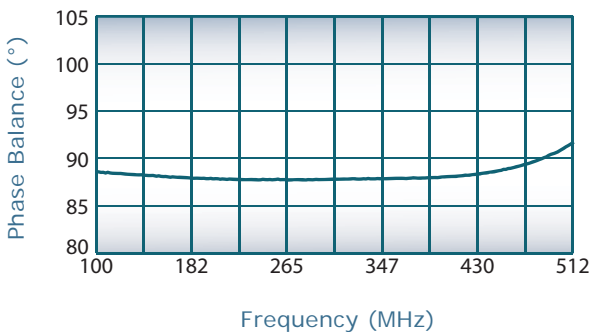
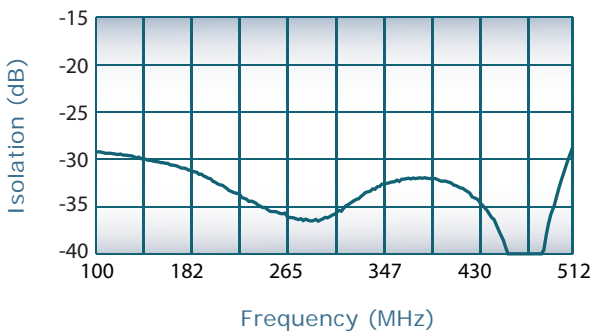
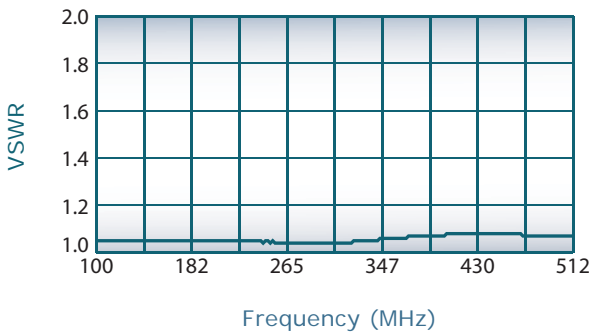
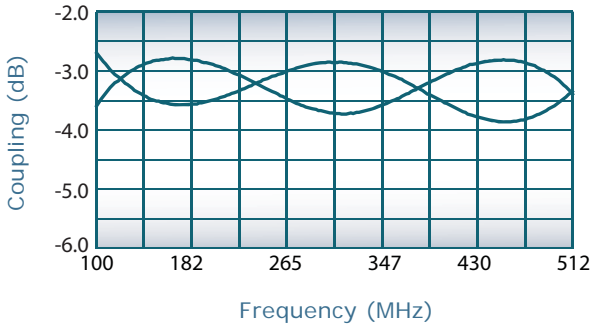
17 Jon Barrett Road Patterson, New York 12563  
 T (845) 278 2220      www.werlatone.com  
 F (845) 278 3440      sales@werlatone.com



**90° Hybrid Coupler**

**Model QH9030**

Frequency:	100 - 512 MHz
Power:	400 W CW
Insertion Loss:	0.4 dB Max.
VSWR:	1.30: 1 Max.
Isolation:	20 dB Min.
Phase Balance:	± 5° Max.
Amplitude Balance:	0.6 dB Max.



**Notes**

- All specifications guaranteed
- Test data provided with each unit shipped
- Alternate connector configurations available upon request
- Operating Temperature: -55°C to +85°C

**Connector Configurations**

Model	J1 (Sum Port)	J2, J3 (0°, -90°)
QH9030-10	N Female	N Female
QH9030-12	N Female	SMA

