



DECADES AHEAD[®]
high power RF devices

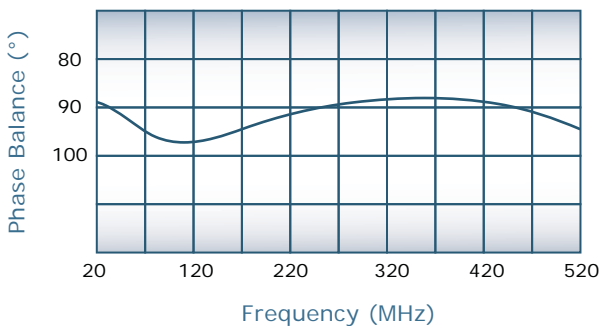
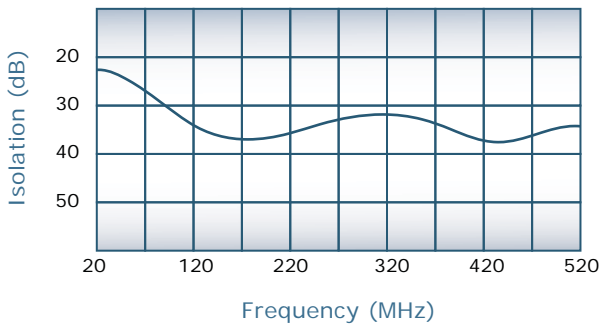
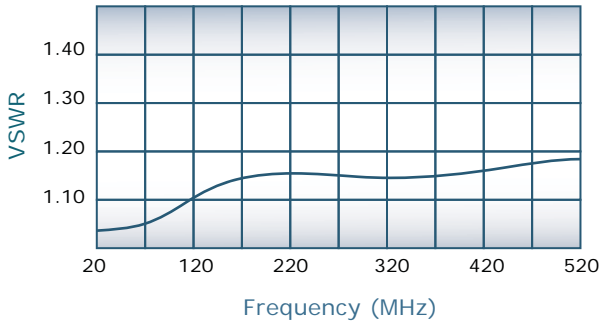
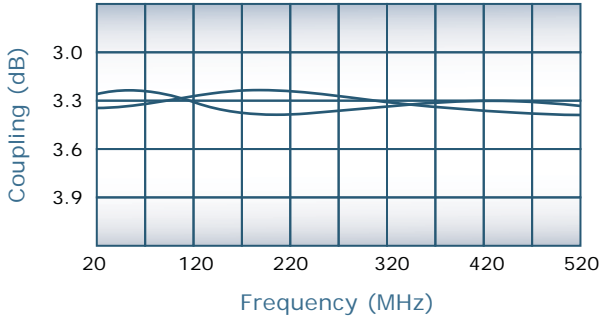
Werlatone[®], Inc.

17 Jon Barrett Road Patterson, New York 12563
 T (845) 278 2220 www.werlatone.com
 F (845) 278 3440 sales@werlatone.com

90° Hybrid Coupler

Model QH9338

Frequency:	20 - 520 MHz
Power:	250 W CW
Insertion Loss:	0.6 dB Max.
VSWR:	1.30:1 Max.
Isolation:	20 dB Min.
Phase Balance:	± 10° Max.
Amplitude Balance:	0.3 dB Max.



Notes

- All specifications guaranteed
- Test data provided with each unit shipped
- Operating Temperature: -55°C to +75°C

Connector Configurations

Model	J1 (Sum Port)	J2, J3 (90°,0°)
QH9338-10	N Female	N Female
QH9338-12	N Female	SMA
QH9338-102	SMA	SMA

