



**DECADES AHEAD<sup>®</sup>**  
high power RF devices

**Werlatone<sup>®</sup>, Inc.**

17 Jon Barrett Road Patterson, New York 12563  
T (845) 278 2220      www.werlatone.com  
F (845) 278 3440      sales@werlatone.com



**90° Hybrid Coupler**

**Model QH9972**

Frequency: 30 - 520 MHz

Power: 400 W CW

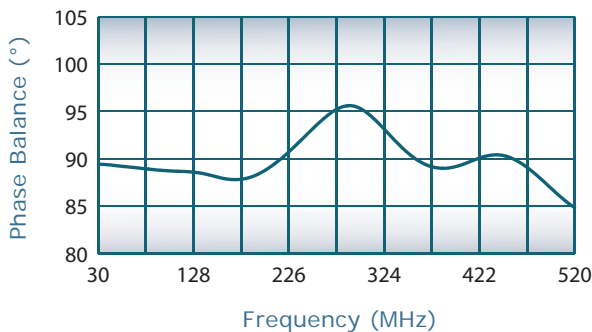
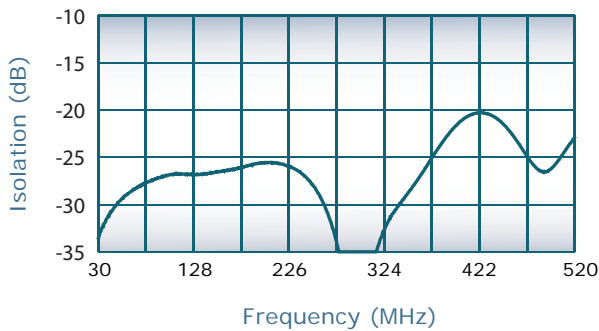
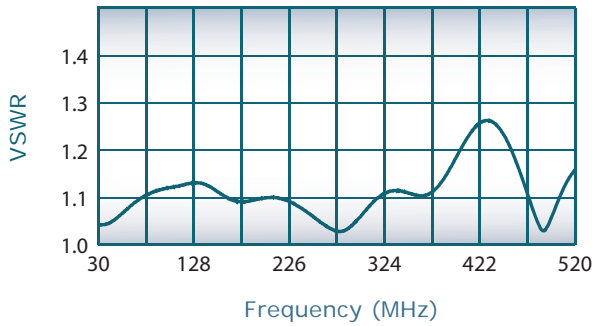
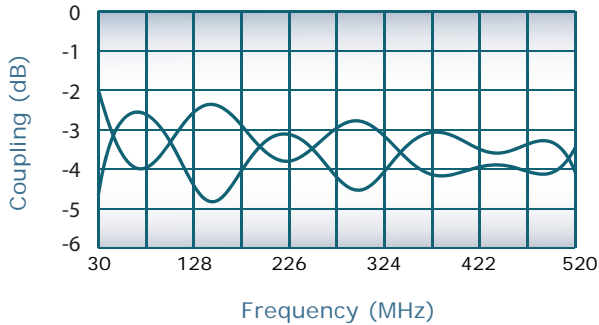
Insertion Loss: 0.85 dB Max.

VSWR: 1.30: 1 Max.

Isolation: 18 dB Min.

Phase Balance:  $\pm 7^\circ$  Max.

Amplitude Balance:  $\pm 1.35$  dB Max. (35-520 MHz)  
 $\pm 1.25$  dB Max. (30 MHz)



**Notes**

- All specifications guaranteed
- Test data provided with each unit shipped
- Operating Temperature: -55°C to +75°C

**Connector Configurations**

Model	J1 (Input)	J2, J3 (0°, -90°)	J4 (Iso Port)
QH9972-10	N Female	N Female	N Female
QH9972-12	N Female	SMA	SMA
QH9972-102	SMA	SMA	SMA

