



PRODUCT DATA SHEET

H2052

Werlatone® High Power 180° RF Hybrid Combiners/Dividers balance traditional technologies with disruptive microwave techniques. The outcome is a microwave component which provides an order of magnitude improvement over current capabilities. Our newest line of high power, patented 180° RF Hybrid Combiners/Dividers provides an incredible 5:1 bandwidth, while exhibiting exceptionally low loss and superior port-to-port isolation.

Features:

High Power Wide Bandwidths Small Size Excellent Amplitude Balance

Electrical Specifications:

Frequency:	20 - 150 MHz
Power:	100 W CW
Insertion Loss:	0.5 dB Max.
VSWR:	1.30:1 Max.
Phase Balance:	180° ± 5° Max.
Amplitude Balance:	± 0.3 Max.
Isolation:	20 dB Min.

Mechanical Specifications:

Type:	Connectorized
Material:	Aluminum 6061-T6
Surface Finish:	Chem. Film Per MIL-DTL-5541F Type I Class 3 (Yellow Iridite) RoHS Compliant Available
Operating Temperature:	-55°C to +75°C
Storage Temperature:	-60°C to +85°C
Weight:	1.75 lbs.
Size:	3.0 x 5.0 x 2.25"

Connector Configurations:

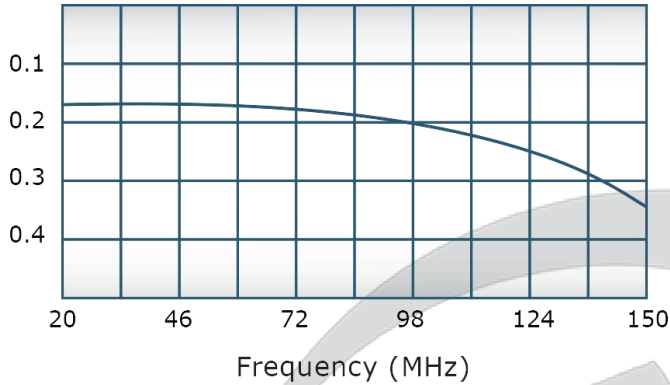
Model	Sum Port (J1)	Diff. Port (J2)	Inputs (J3,J4)
H2052-10	N Female	N Female	N Female
H2052-102	SMA	SMA	SMA
H2052-300	TNC Female	TNC Female	TNC Female

Werlatone's standard line of High Power 180° RF Hybrid Combiners/Dividers covers multiple octaves within a microwave device. Low frequency 180° Hybrid Combiner/Dividers employ proprietary ferrite transmission line techniques, similar to our 0° Combiners/Dividers. Insertion loss in both sum and difference ports is minimal, allowing the hybrid to handle high power over its frequency range. Custom requirements are welcome.

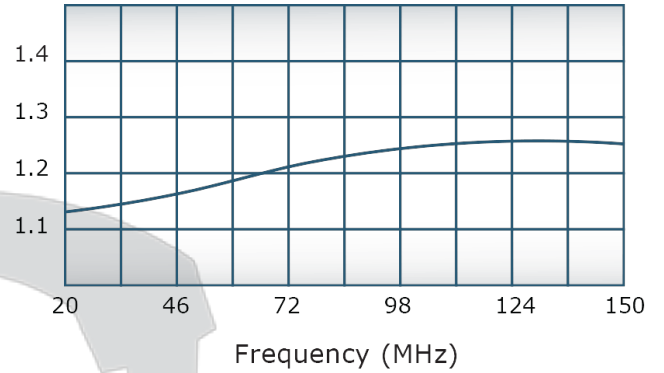


Performance Data (Specifications subject to change without notice):

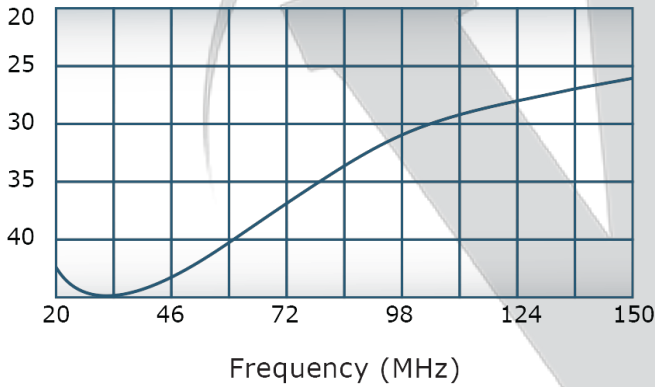
Insertion Loss:



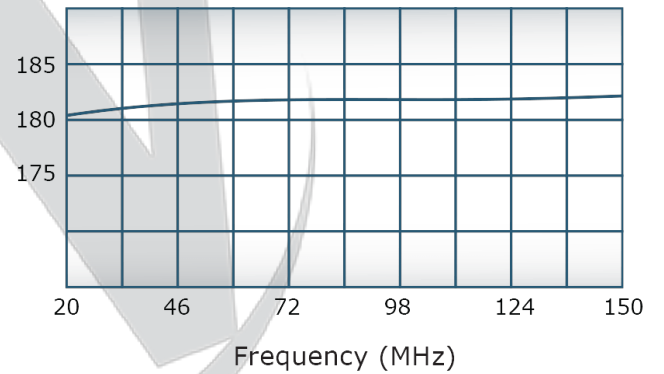
VSWR:



Isolation:



Phase Balance:



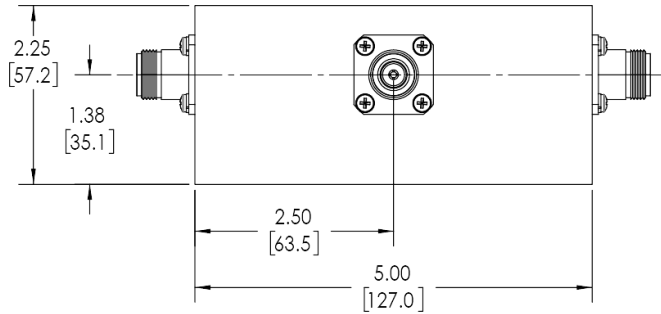
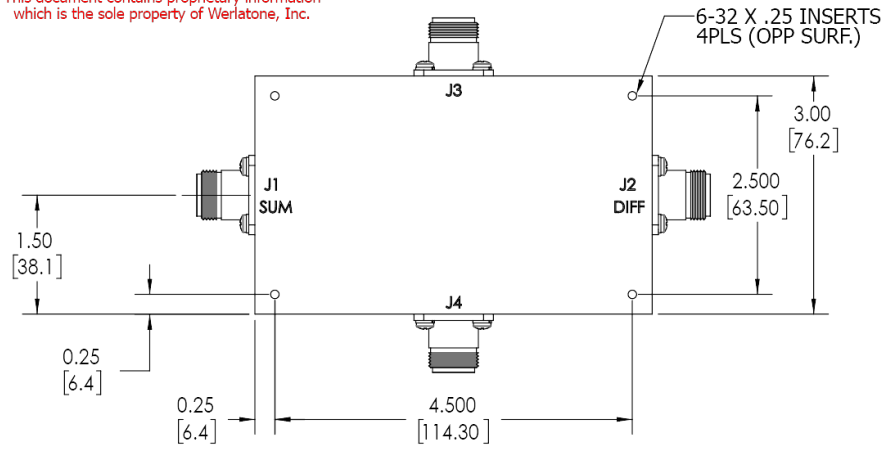
RESTRICTION ON USE, DUPLICATION OR DISCLOSURE OF PROPRIETARY INFORMATION
 This document contains proprietary information which is the sole property of Werlatone, Inc.

REVISION HISTORY

REV.	REVISION RECORD	DATE	APPROVED
A	ECN 5376	5/6/11	PR
B	ECN 9696	11/25/2019	RB

NOTES: UNLESS OTHERWISE SPECIFIED

- MATERIAL: ALUMINUM 6061-T6**
- FINISH: CHEM FILM PER MIL-DTL-5541F TYPE I CLASS 3 (YELLOW IRIDITE)**
- CONNECTORS:
J1-J4: N FEMALE**



UNLESS OTHERWISE SPECIFIED		OWN	DATE	WERLATONE SINCE 1965 17 Jon Barrett Rd Patterson, NY 12563
INTERPRET DRAWING IAW MIL-STD-100	SD	11/25/2019		
DIMENSIONS PER ASME Y14.5M-2009	CHK	DATE		TITLE
PARENTHEetical INFO FOR REF ONLY	CS	11/25/2019		
DIMENSIONS ARE IN INCHES	ENGR	DATE		OUTLINE SIZE CAGE CODE DWG NO B 10135-500
DIMENSIONAL LIMITS APPLY BEFORE PRIOR PROCESSES	INFR	DATE		
TOLERANCES:	QA	DATE		REV
ANGLES = 2°	RLSE	DATE		B
3 PL ± .005 (.13)				1
2 PL ± .015 (.38)				B
REMOVE ALL BURRS AND SHARP EDGES R.01 MAX				
CONCENTRICITY MACHINED DIA: .002 FIM				
MACHINE TOOL MISMATCH .003 FIM				
	APPLICATION	THIRD ANGLE PROJECTION	SCALE	SHEET 1 OF 1
			1:1.5	

Restriction on use, duplication, or disclosure of proprietary information. This document contains proprietary information which is the sole property of Werlatone, Inc.
 Werlatone, Inc. 17 Jon Barrett Road Patterson, NY 12563 T:(845)278-2220 F:(845)278-3440 sales@werlatone.com www.werlatone.com