



PRODUCT DATA SHEET

C5951

4-Port Dual Directional Coupler employs two, 3-Port Uni-Directional Couplers, internally connected, in tandem, providing measurement of both forward and reverse power. Ideal for simultaneously monitoring a system's forward and reverse power and for reflectometer measurements. Unlike the Bi-Directional Coupler, the directivity of the Dual Directional Coupler is unaffected by the loads on the coupled ports.

Features:

High Power Wide Bandwidths Small Size Flat Coupling Custom Designs Available

Electrical Specifications:

Frequency: 20 - 150 MHz
 Power: 3000 W CW
 Coupling: 50 ± 1.0 dB Max.
 Insertion Loss: 0.1 dB Max.
 Flatness: ± 0.5 dB Max.
 VSWR (ML): 1.05:1 Max.
 Directivity: 25 dB Min.

Mechanical Specifications:

Type: Connectorized
 Material: Aluminum 6061-T6
 Surface Finish: Chem. Film Per MIL-DTL-5541F
 Type I Class 3 (Yellow Iridite)
 RoHS Compliant Available
 Operating Temperature: -55°C to +75°C
 Storage Temperature: -60°C to +85°C
 Humidity: 95% Non-Condensing
 Size: 3.75 x 3.0 x 1.88"

Connector Configurations:

Model	Input (J1)	Output (J2)	Fwd (J3)	Rev (J4)
C5951-10	N Female	N Female	N Female	N Female
C5951-12	N Female	N Female	SMA	SMA
C5951-13	N Female	N Female	BNC	BNC
C5951-20	7/16 Female	7/16 Female	N Female	N Female
C5951-22	7/16 Female	7/16 Female	SMA	SMA
C5951-41	SC Female	SC Female	N Female	N Female
C5951-61	HN Female	HN Female	N Female	N Female
C5951-63	HN Female	HN Female	SMA	SMA
C5951-751	HN Female	HN Male	BNC	BNC

Restriction on use, duplication, or disclosure of proprietary information. This document contains proprietary information which is the sole property of Werlatone, Inc.

Werlatone, Inc. 17 Jon Barrett Road Patterson, NY 12563 T:(845)278-2220 F:(845)278-3440 sales@werlatone.com www.werlatone.com



WERLATONE

Model C5951

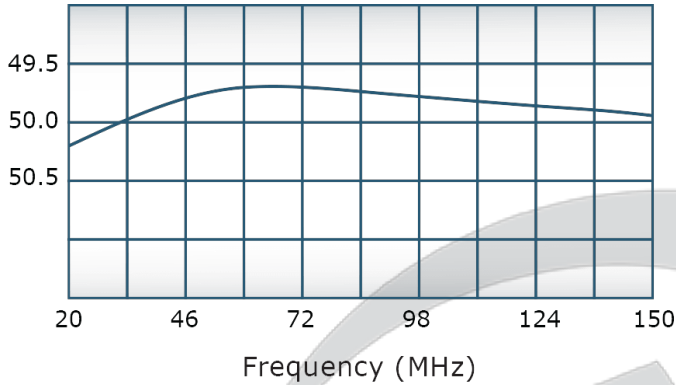


PRODUCT DATA SHEET

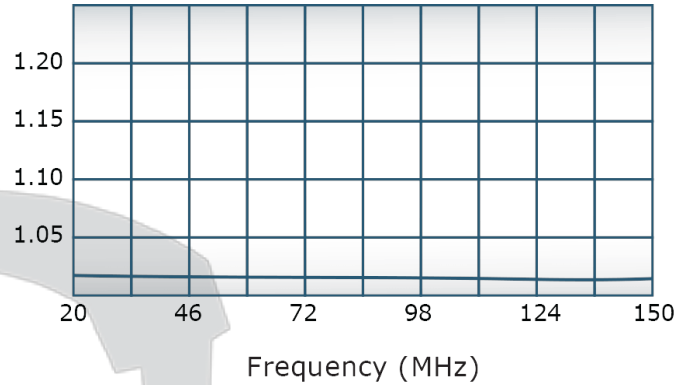
C5951

Performance Data (Specifications subject to change without notice):

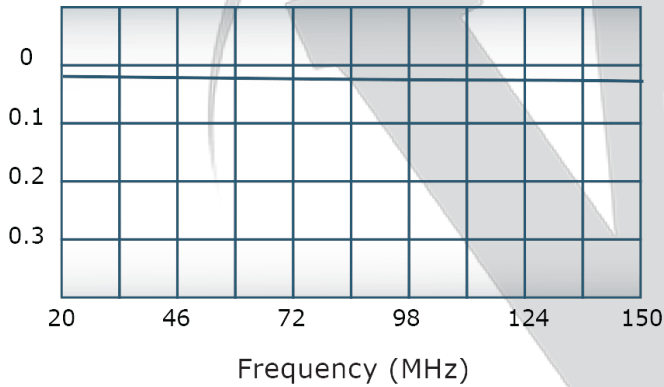
Coupling:



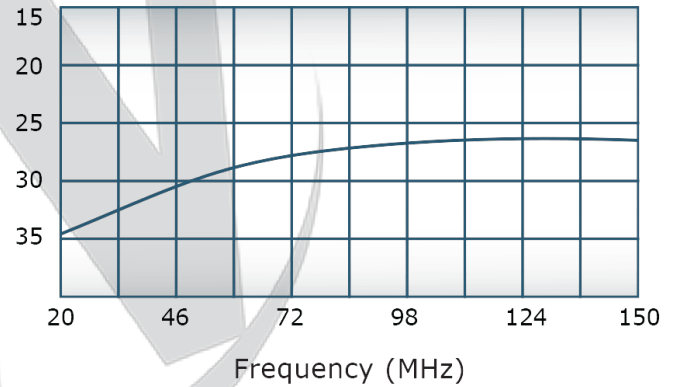
VSWR:



Insertion Loss:



Directivity:



Restriction on use, duplication, or disclosure of proprietary information. This document contains proprietary information which is the sole property of Werlatone, Inc.

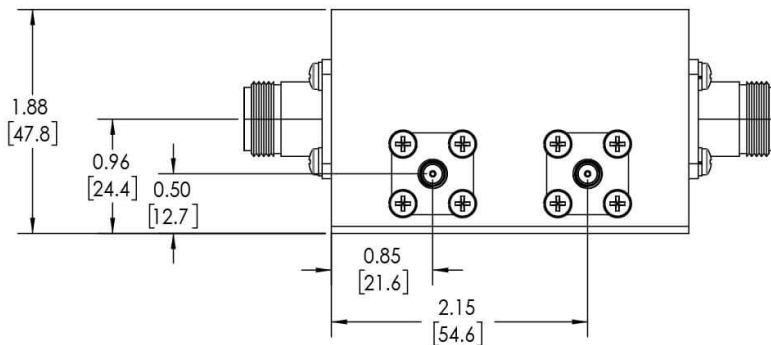
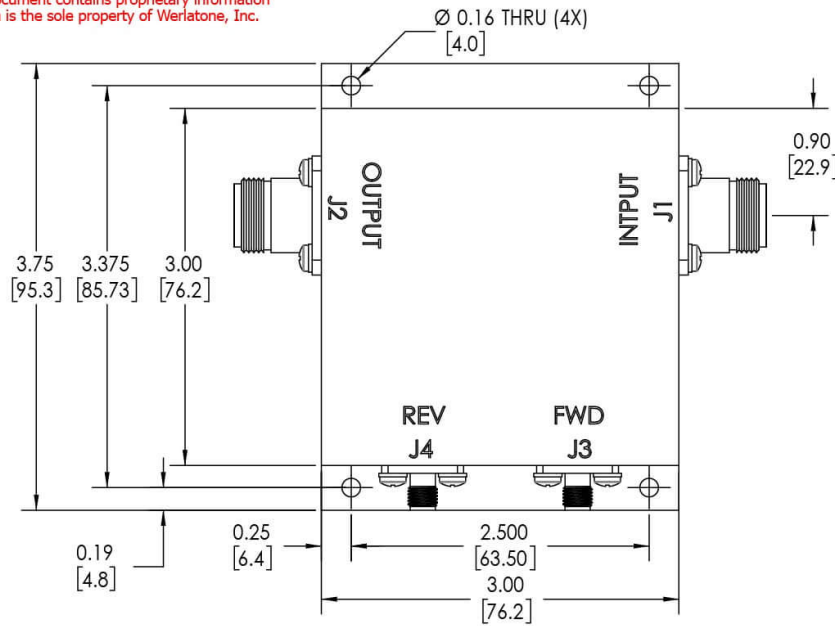
Werlatone, Inc. 17 Jon Barrett Road Patterson, NY 12563 T:(845)278-2220 F:(845)278-3440 sales@werlatone.com www.werlatone.com

RESTRICTION ON USE, DUPLICATION OR DISCLOSURE OF PROPRIETARY INFORMATION
 This document contains proprietary information which is the sole property of Werlatone, Inc.

REVISION HISTORY			
REV.	REVISION RECORD	DATE	APPROVED
A	ECN 9696	11/29/18	RB

NOTES: UNLESS OTHERWISE SPECIFIED

- MATERIAL: ALUMINUM 6061-T6**
- FINISH: CHEM FILM PER MIL-DTL-5541F TYPE I CLASS 3 (YELLOW IRIDITE)**
- CONNECTORS:**
J1, J2: N FEMALE
J3, J4: SMA FEMALE



NEXT ASSY USED ON APPLICATION		UNLESS OTHERWISE SPECIFIED INTERPRET DRAWING IN ACCORDANCE WITH MIL-STD-100 DIMENSIONS FOR ASME Y14.5M-2009 PARENTHESES FOR REF ONLY DIMENSIONS ARE IN INCHES DIMENSIONAL LIMITS APPLY BEFORE PROCESSES TOLERANCES: ANGLES ± 2° 3 PL ± .005 [13] 2 PL ± .015 [38] REMOVE ALL BURRS AND SHARP EDGES R.01 MAX CONCENTRICITY MACHINED DIA. .002 FIM MACHINE TOOL MISMATCH .003 MAX		DWN SD DATE 2/11/2019	DATE 2/11/2019	17 Jon Barrett Rd Patterson, NY 12563
				CHK CS DATE 2/11/2019	ENGR DATE	TITLE OUTLINE
				INGR DATE	QA DATE	SIZE B
				RLSE DATE	SCALE 1:1	DWG NO 10031-500
THIRD ANGLE PROJECTION				REV A	SHEET 1 OF 1	

Restriction on use, duplication, or disclosure of proprietary information. This document contains proprietary information which is the sole property of Werlatone, Inc.
 Werlatone, Inc. 17 Jon Barrett Road Patterson, NY 12563 T:(845)278-2220 F:(845)278-3440 sales@werlatone.com www.werlatone.com