

PRODUCT DATA SHEET

C7149

4-Port Bi-Directional Coupler: Similar to the 3-Port Uni-Directional Coupler, except that both ends of the coupled line serve as coupled ports. Convenient for simultaneously monitoring both forward and reverse power. The directivity of this coupler design is, however, dependent upon well matched 50 Ohm loads on the coupled ports.

Features:

High Power Wide Bandwidths Small Size Flat Coupling Custom Designs Available

Electrical Specifications:

Frequency: 60 - 600 MHz
Power: 200 W CW
Coupling: 20 ± 1.0 dB Max.
Insertion Loss: 0.3 dB Max.
Flatness: ± 1.0 dB Max.
VSWR (ML): 1.20:1 Max.
Directivity: 20 dB Min.


Mechanical Specifications:

Type: Connectorized
Material: Aluminum 6061-T6
Surface Finish: Chem. Film Per MIL-DTL-5541F
Type I Class 3 (Yellow Iridite)
RoHS Compliant Available
Operating Temperature: -55°C to +75°C
Storage Temperature: -60°C to +85°C
Humidity: 95% Non-Condensing
Size: 6.0 x 4.0 x 0.75"

Connector Configurations:

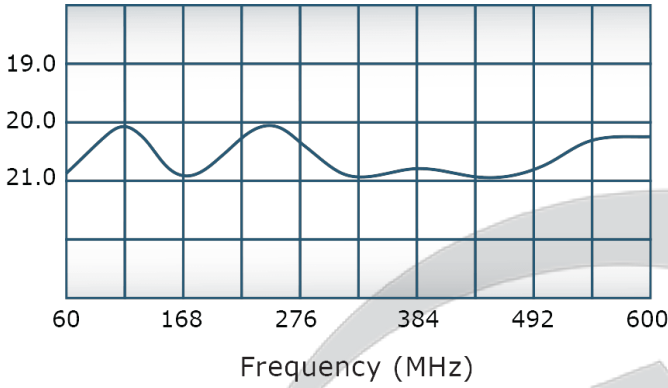
Model	Input (J1)	Output (J2)	Fwd (J3)	Rev (J4)
C7149-10	N Female	N Female	N Female	N Female
C7149-12	N Female	N Female	SMA	SMA
C7149-102	SMA	SMA	SMA	SMA

Werlatone® Broadband Dual, Uni, and Bi Directional RF Couplers are designed to tolerate the most stringent operating conditions associated with military and EMC testing environments. Many of our RF Directional Couplers, designated Mismatch Tolerant®, will operate continuously, at rated power, into a severe load mismatch condition. Our multi-octave Directional Couplers maintain exceptional coupling flatness, directivity, VSWR, and insertion loss.

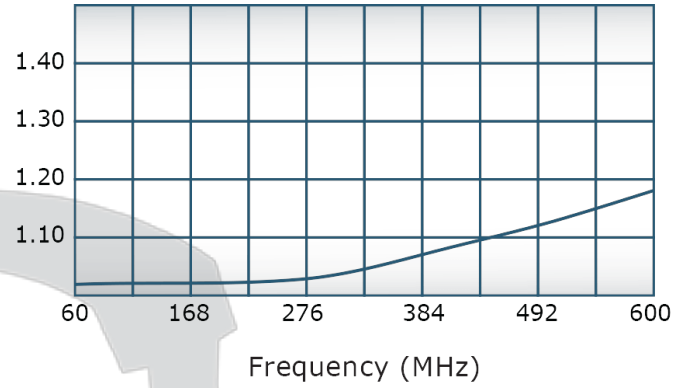


Performance Data (Specifications subject to change without notice):

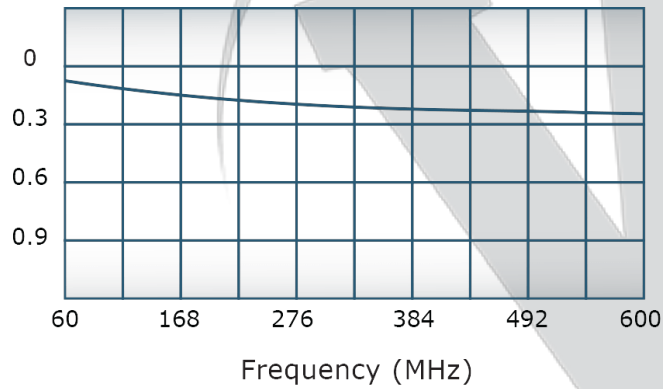
Coupling:



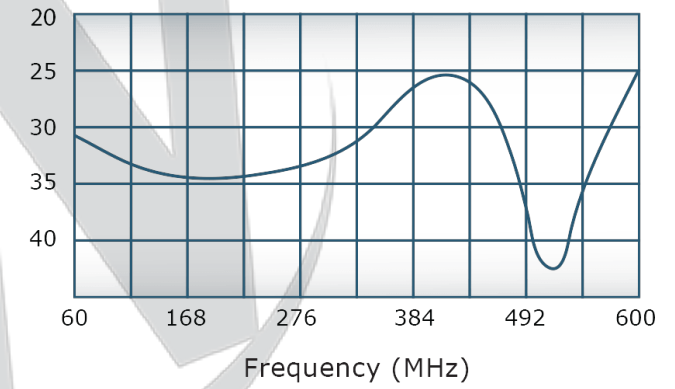
VSWR:



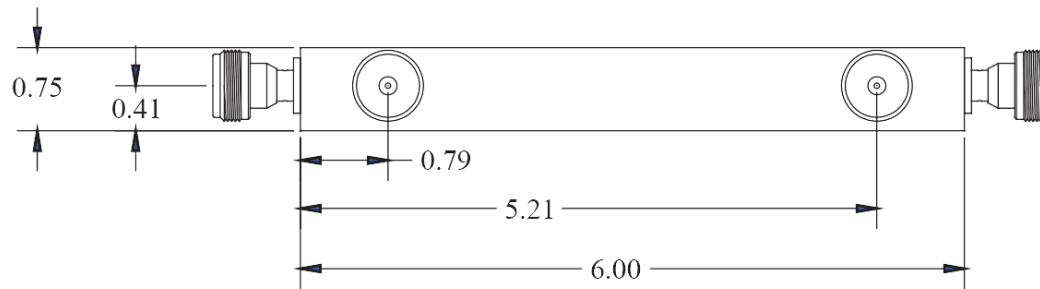
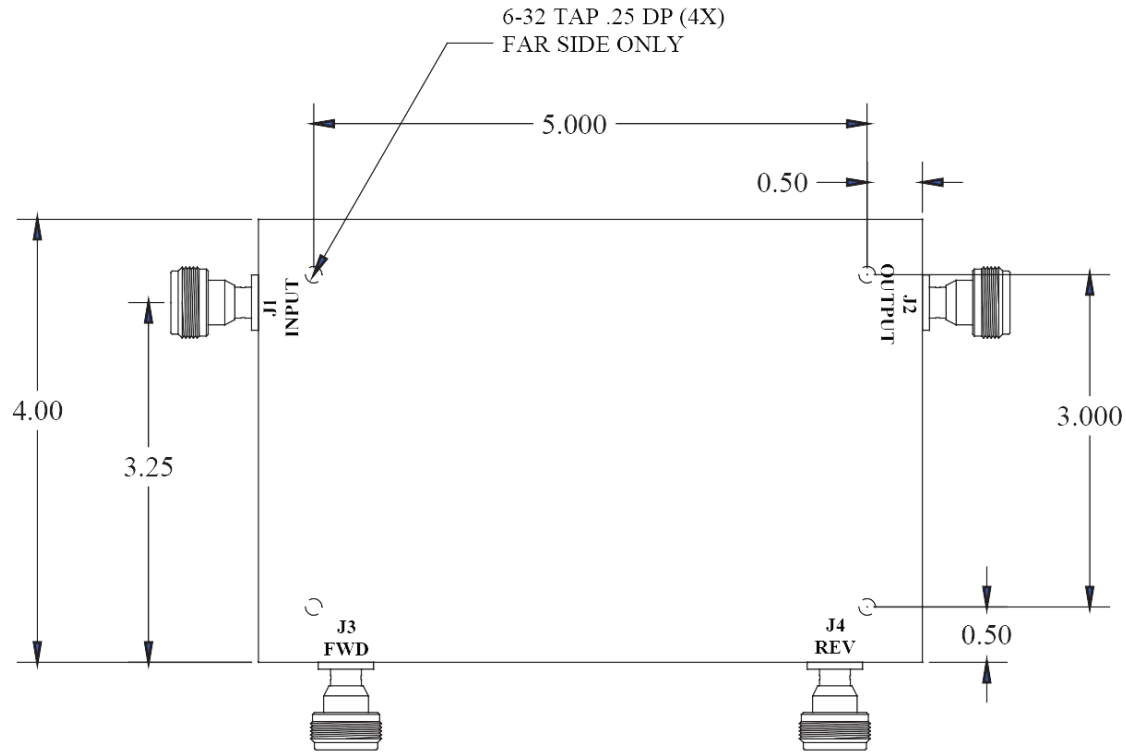
Insertion Loss:



Directivity:



DATE	SYM	REVISION RECORD	AUTH	DR	CK



THIS DRAWING CONTAINS INFORMATION
PROPRIETARY TO WERLATONE INC. AND
MAY NOT BE USED OR COPIED WITHOUT
THE WRITTEN CONSENT OF WERLATONE INC.

TOLERANCE		WERLATONE INC.	
XX +/- .015	SCALE	DRAWN BY: NH	
XXX +/- .005		APPVD BY:	
TITLE:		OUTLINE	
DATE	DRAWING NO:	10942-501	
09/15/04			

Restriction on use, duplication, or disclosure of proprietary information. This document contains proprietary information which is the sole property of Werlatone, Inc.
Werlatone, Inc. 17 Jon Barrett Road Patterson, NY 12563 T:(845)278-2220 F:(845)278-3440 sales@werlatone.com www.werlatone.com