



PRODUCT DATA SHEET

D10262

Werlatone® Mismatch Tolerant® High Power Broadband RF Combiners and Dividers will operate into High Load VSWR Conditions, for extended periods, without damage. With extensive experience as a supplier to military platforms worldwide **Werlatone®** designs its High Power Broadband Combiners, Power Dividers, and N-Way Combiners for proper operation in the most stringent operating conditions.

Features:

High Power Wide Bandwidths Small Size High Isolation Custom Designs Available

Electrical Specifications:

Frequency: 1000 - 3000 MHz
Power: 600 W CW
Insertion Loss: 0.5 dB Max.
VSWR: 1.35:1 Max.
Phase Balance: $\pm 5^\circ$ Max.
Amplitude Balance: 0.2 dB Max.
Isolation: 17 dB Min.

Mechanical Specifications:

Type: Connectorized
Material: Aluminum 6061-T6
Surface Finish: Chem. Film Per MIL-DTL-5541F Type I Class 3 (Yellow Iridite) RoHS Compliant Available
Operating Temperature: -55°C to +75°C
Storage Temperature: -60°C to +85°C
Weight: 1.38 lbs. (-10)
Size: 4.1 x 4.0 x 1.06"

Connector Configurations:

Model	Sum Port (J1)	Input/Output (J2)	Input/Output (J3)
D10262-10	N Female	N Female	N Female
D10262-12	N Female	SMA	SMA

When specified, Werlatone® High Power Combiners and RF Dividers will tolerate full input failures on adjacent port(s). This insures that remaining transmitter(s) may continue to operate until the amplifier system can be properly shut down for maintenance. Choose your specific connector configuration from a list of options. Additional connector configurations for our High Power RF Combiners/Dividers, Non-Coherent Combiners, and N-Way Combiners are available upon request.

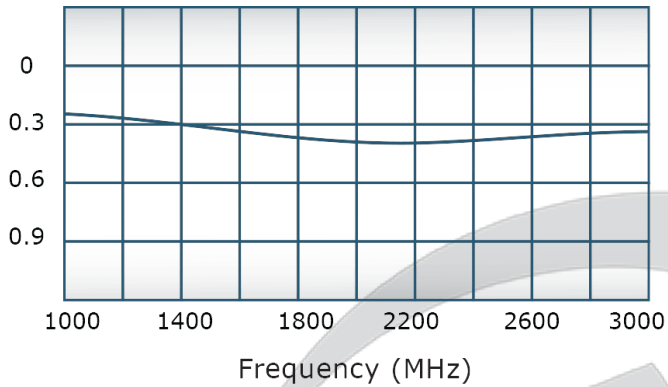


PRODUCT DATA SHEET

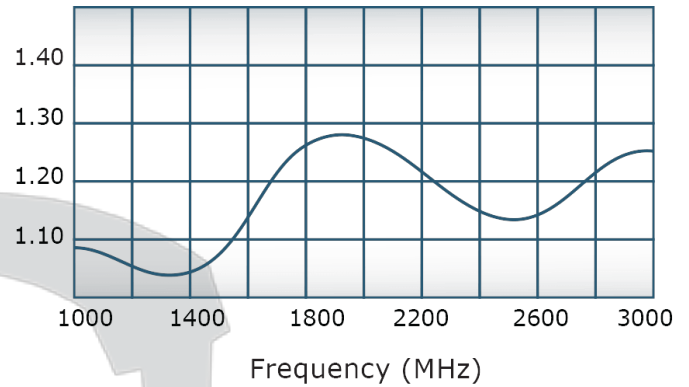
D10262

Performance Data (Specifications subject to change without notice):

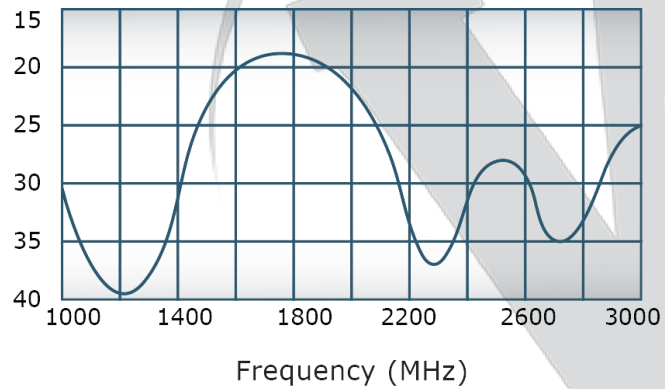
Insertion Loss:



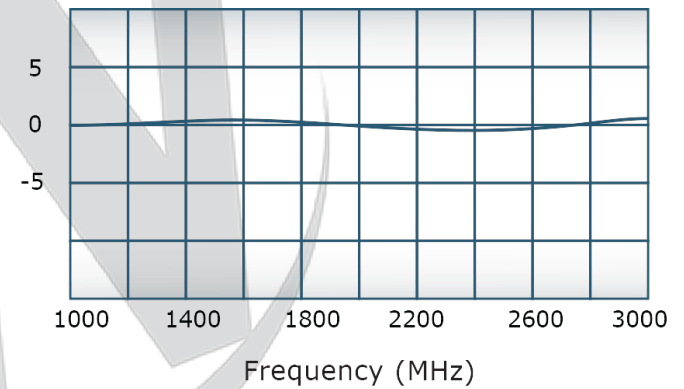
VSWR:



Isolation:



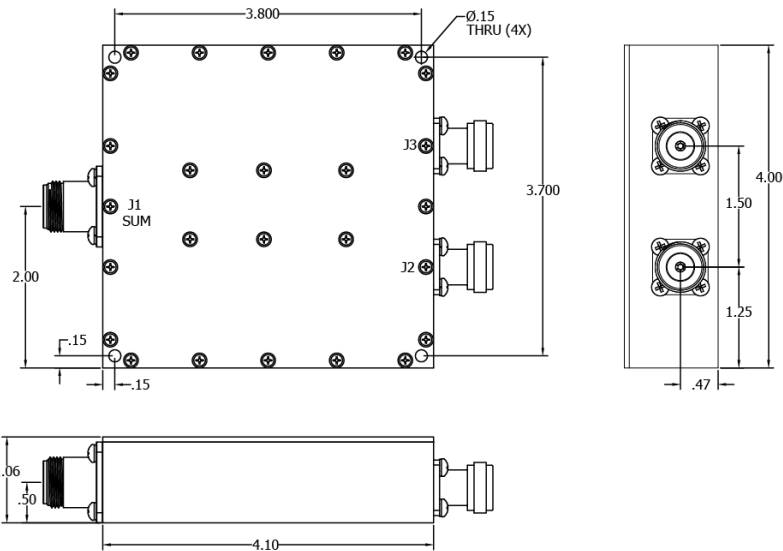
Phase Balance:



Restriction on use, duplication, or disclosure of proprietary information. This document contains proprietary information which is the sole property of Werlatone, Inc.

Werlatone, Inc. 17 Jon Barrett Road Patterson, NY 12563 T:(845)278-2220 F:(845)278-3440 sales@werlatone.com www.werlatone.com

RESTRICTION ON USE, DUPLICATION OR DISCLOSURE OF PROPRIETARY INFORMATION
 This document contains proprietary information which is the sole property of Werlatone, Inc.



REVISION HISTORY			
REV	REVISION RECORD	DATE	APPROVED
-	Initial Rls	1/12/2015	BW
A	ECN 8852	7/20/2015	BW

NOTES: UNLESS OTHERWISE SPECIFIED

1. Material: Aluminum
2. Surface Finish: Chem Film Per MIL-DTL-5541F Type 2 Class 3 (Clear Iridite)
3. Connectors: All N (Female)

		<div>UNLESS OTHERWISE SPECIFIED</div> <ul style="list-style-type: none">• INTERPRET DRAWING IN ACCORDANCE WITH MIL-STD-100• DIMENSIONING PER ASME Y14.5M-2009• PARENTHESES INFO FOR REF ONLY• DIMENSIONS ARE IN INCHES• DIMENSIONAL LIMITS APPLY BEFORE PROCESSES• TOLERANCES: ANGLES ± 2° 3 PL ± .005 2 PL ± .015	DWN	DATE	<div><div>W</div><div>WERLATONE SINCE 1965</div></div>	17 Jon Barrett Rd Patterson, NY 12563			
			NH	1/12/15					
			CHK	DATE	TITLE				
			PLP	1/12/15					
			ENGR	DATE	Outline				
			BW	1/12/15					
21286-300	D10262			MFGR	DATE	SIZE	CAGE CODE	DWG NO	REV
NEXT ASSY	USED ON			QA	DATE	A	28812	21286-500	A
APPLICATION				RLSE	DATE	SCALE	1:2	SHEET 1 OF 1	

21286-300	D10262
NEXT ASSY	USED ON
APPLICATION	

Restriction on use, duplication, or disclosure of proprietary information. This document contains proprietary information which is the sole property of Werlatone, Inc.
 Werlatone, Inc. 17 Jon Barrett Road Patterson, NY 12563 T:(845)278-2220 F:(845)278-3440 sales@werlatone.com www.werlatone.com