



PRODUCT DATA SHEET

D4047

Werlatone® Mismatch Tolerant® High Power Broadband RF Combiners and Dividers will operate into High Load VSWR Conditions, for extended periods, without damage. With extensive experience as a supplier to military platforms worldwide **Werlatone®** designs its High Power Broadband Combiners, Power Dividers, and N-Way Combiners for proper operation in the most stringent operating conditions.

Features:

High Power Wide Bandwidths Small Size High Isolation Custom Designs Available

Electrical Specifications:

Frequency: 420 - 450 MHz
Power: 2000 W CW
Insertion Loss: 0.3 dB Max.
VSWR: 1.35:1 Max.
Phase Balance: $\pm 4^\circ$ Max.
Amplitude Balance: 0.2 dB Max.
Isolation: 20 dB Min.

Mechanical Specifications:

Type: Connectorized
Material: Aluminum 6061-T6
Surface Finish: Chem. Film Per MIL-DTL-5541F Type I Class 3 (Yellow Iridite) RoHS Compliant Available
Operating Temperature: -55°C to +75°C
Storage Temperature: -60°C to +85°C
Weight: 3.0 lbs.
Size: 6.0 x 5.0 x 2.25"

Connector Configurations:

Model	Sum Port (J5)	Input/Output (J1-J4)
D4047-10	N Female	N Female
D4047-20	7/16 Female	N Female

When specified, Werlatone® High Power Combiners and RF Dividers will tolerate full input failures on adjacent port(s). This insures that remaining transmitter(s) may continue to operate until the amplifier system can be properly shut down for maintenance. Choose your specific connector configuration from a list of options. Additional connector configurations for our High Power RF Combiners/Dividers, Non-Coherent Combiners, and N-Way Combiners are available upon request.



WERLATONE

Model D4047

Combiners In-Phase Connectorized

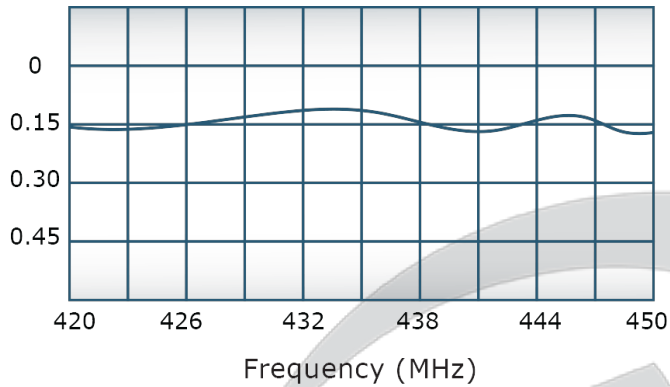


PRODUCT DATA SHEET

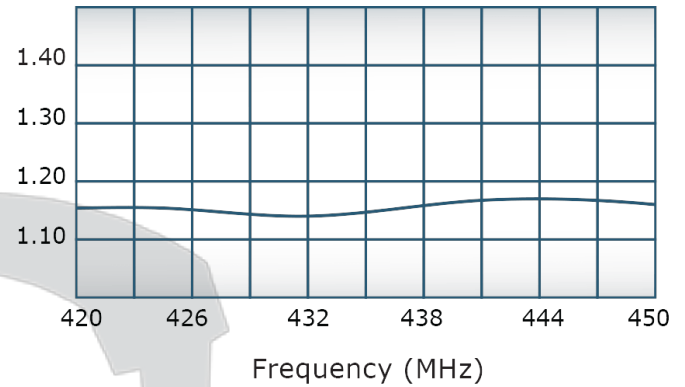
D4047

Performance Data (Specifications subject to change without notice):

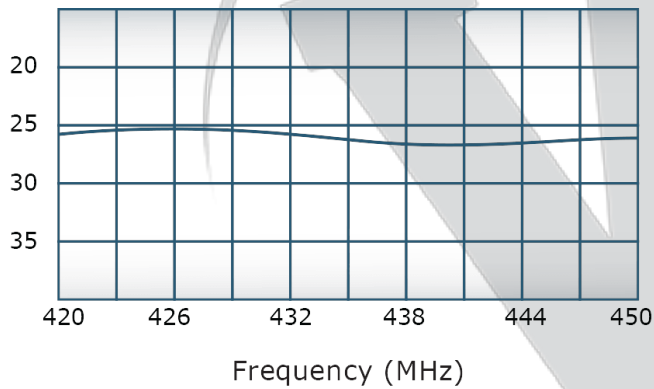
Insertion Loss:



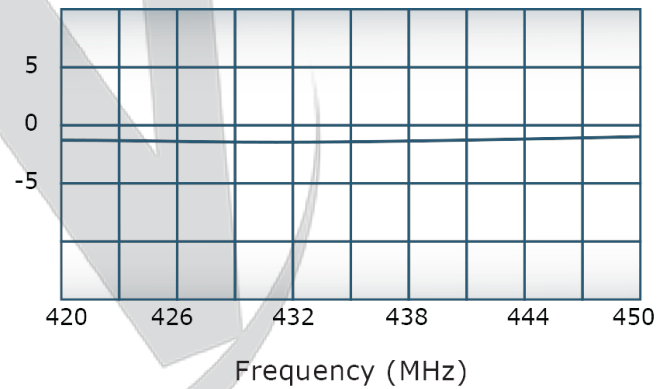
VSWR:



Isolation:



Phase Balance:



Restriction on use, duplication, or disclosure of proprietary information. This document contains proprietary information which is the sole property of Werlatone, Inc.

Werlatone, Inc. 17 Jon Barrett Road Patterson, NY 12563 T:(845)278-2220 F:(845)278-3440 sales@werlatone.com www.werlatone.com

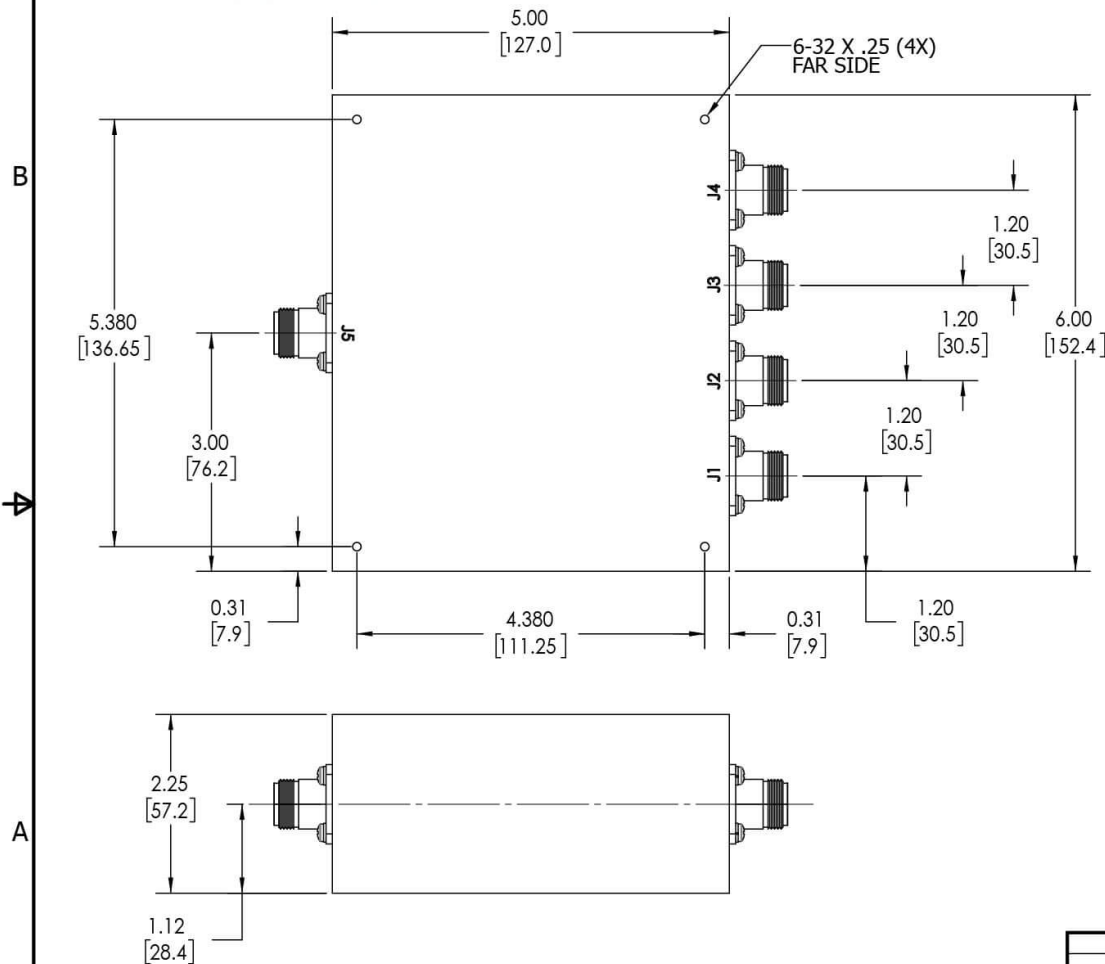
RESTRICTION ON USE, DUPLICATION OR DISCLOSURE OF PROPRIETARY INFORMATION
This document contains proprietary information which is the sole property of Werlatone, Inc.

REVISION HISTORY			
REV.	REVISION RECORD	DATE	APPROVED
A	ECN 9696	9/10/2019	RB

NOTES: UNLESS OTHERWISE SPECIFIED

- MATERIAL: ALUMINUM 6061-T6**
- FINISH: CHEM FILM PER MIL-DTL-5541F TYPE I CLASS 3 (YELLOW IRIDITE)**
- CONNECTORS:
J1-J5: N FEMALE**

*** MUST BE MOUNTED TO HEATSINK WITH 4 MOUNTING SCREWS. A THERMAL CONDUCTIVE GREASE SHOULD BE USED. UNBALANCED POWER NOT TO EXCEED 200 WATTS AT 60°C BASEPLATE TEMP.**



UNLESS OTHERWISE SPECIFIED		OWN	DATE	SD		DATE	17 Jon Barrett Rd	
INTERPRET DRAWING IN ACCORDANCE WITH MIL-STD-100		CHK	DATE	CS		DATE	Patterson, NY 12563	
DIMENSIONS FOR ASME Y14.5M-2009		ENGR	DATE	INFR		DATE	TITLE	
PARENTHESES INFO FOR REF ONLY		QA	DATE	RLSE		DATE	SIZE	
DIMENSIONS ARE IN INCHES					B		10422-500	
DIMENSIONAL LIMITS APPLY BEFORE PROCESSES					SCALE		1:1.5	
TOLERANCES:					DWG NO		REV	
ANGLES ± 2°					A		SHEET 1 OF 1	
3 PL ± .005 [13]								
2 PL ± .015 [38]								
REMOVE ALL BURRS AND SHARP EDGES R.01 MAX								
CONCENTRICITY MACHINED DIA. .002 FIM								
MACHINE TOOL MISMATCH .003 MAX								
THIRD ANGLE PROJECTION								
NEXT ASSY								
USED ON								
APPLICATION								

Restriction on use, duplication, or disclosure of proprietary information. This document contains proprietary information which is the sole property of Werlatone, Inc.
Werlatone, Inc. 17 Jon Barrett Road Patterson, NY 12563 T:(845)278-2220 F:(845)278-3440 sales@werlatone.com www.werlatone.com