

PRODUCT DATA SHEET

D8421

Werlatone® Mismatch Tolerant® High Power Broadband RF Combiners and Dividers will operate into High Load VSWR Conditions, for extended periods, without damage. With extensive experience as a supplier to military platforms worldwide **Werlatone®** designs its High Power Broadband Combiners, Power Dividers, and N-Way Combiners for proper operation in the most stringent operating conditions.

Features:

High Power Wide Bandwidths Small Size High Isolation Custom Designs Available

Electrical Specifications:

Frequency: 1.5 - 30 MHz
Power: 12,000 W CW
Insertion Loss: 0.3 dB Max.
VSWR: 1.30:1 Max.
Phase Balance: $\pm 5^\circ$ Max.
Amplitude Balance: 0.2 dB Max.
Isolation: 20 dB Min.

Mechanical Specifications:

Type: Connectorized
Material: Aluminum 6061-T6
Surface Finish: Chem. Film Per MIL-DTL-5541F Type I Class 3 (Yellow Iridite) RoHS Compliant Available
Operating Temperature: -55°C to +75°C
Storage Temperature: -60°C to +85°C
Weight: 68.0 lbs. (-80)
Size: 19.5 x 22.5 x 8.75"

Connector Configurations:

Model	J1-J8	J9-J10	J11	J12	J13
D8421-80	N Female	SMA Female	1 5/8 ETA	9 Pin D-Sub Conn.	MS3122E12-3P FAN PWR 220 VAC

When specified, Werlatone® High Power Combiners and RF Dividers will tolerate full input failures on adjacent port(s). This insures that remaining transmitter(s) may continue to operate until the amplifier system can be properly shut down for maintenance. Choose your specific connector configuration from a list of options. Additional connector configurations for our High Power RF Combiners/Dividers, Non-Coherent Combiners, and N-Way Combiners are available upon request.

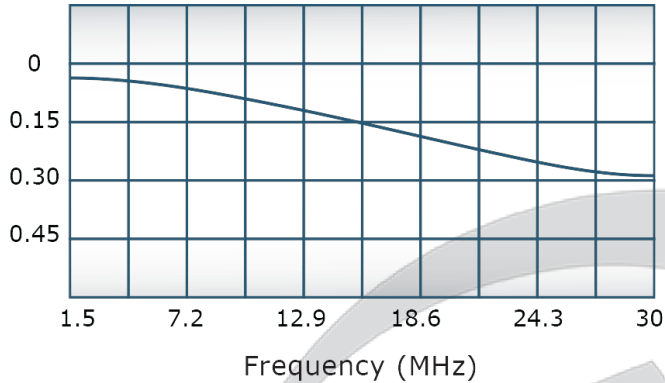


PRODUCT DATA SHEET

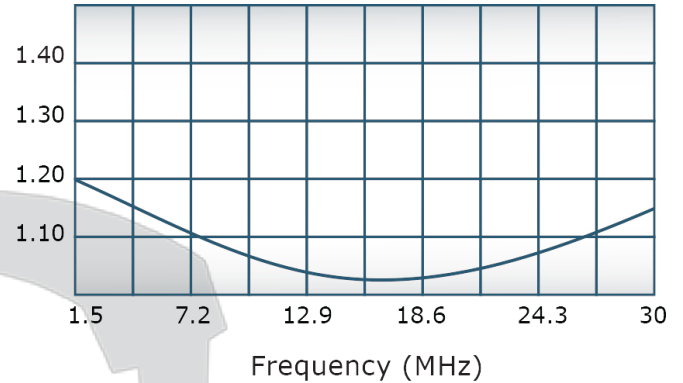
D8421

Performance Data (Specifications subject to change without notice):

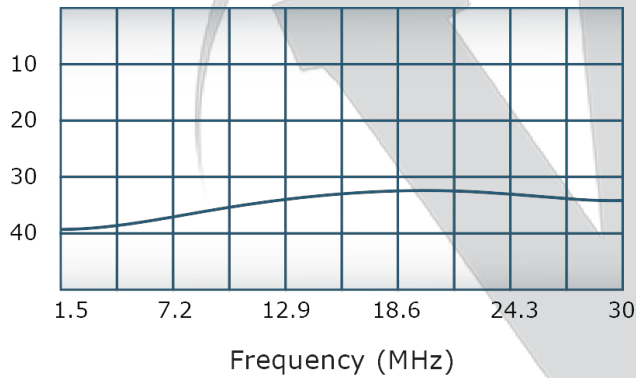
Insertion Loss:



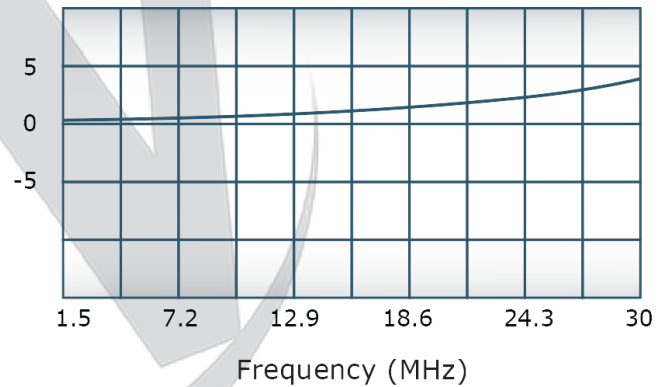
VSWR:



Isolation:



Phase Balance:



RESTRICTION ON USE, DUPLICATION OR DISCLOSURE OF PROPRIETARY INFORMATION
This document contains proprietary information which is the sole property of Werlatone, Inc.

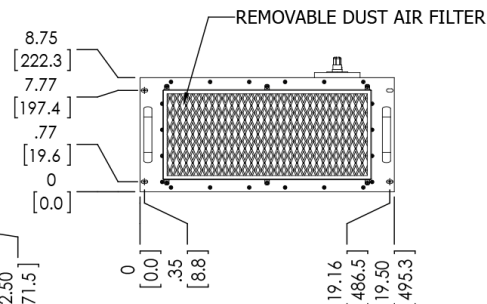
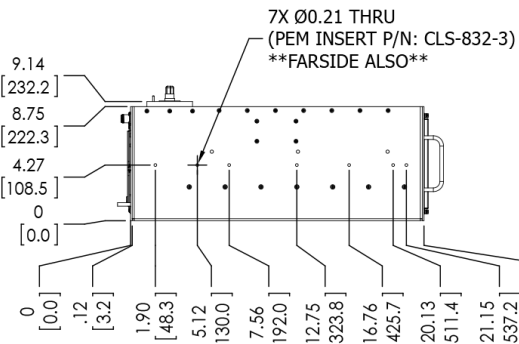
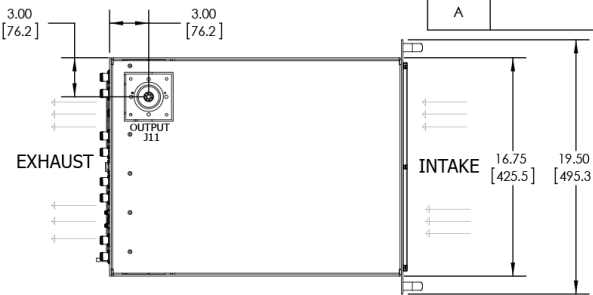
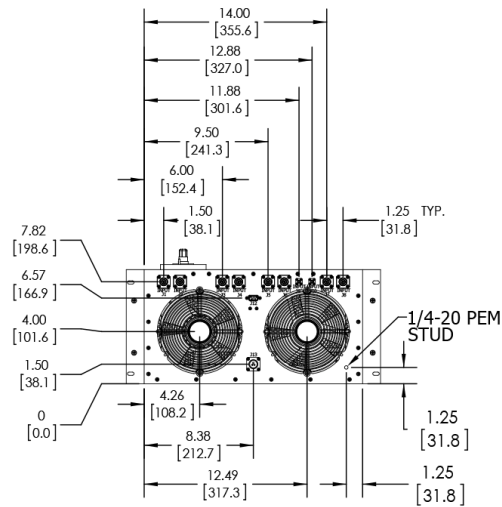
REVISION HISTORY			
REV.	REVISION RECORD	DATE	APPROVED
-	INITIAL RELEASE	2/10/2014	SC
A	ECN: 8574	3/3/2014	SC

B

A

B

A



9 PIN D-SUB PIN CONFIGURATION

- PIN 3 - 10K THERMISTOR 1 (+) (J1-J2)
- PIN 4 - 10K THERMISTOR 2 (+) (J3-J4)
- PIN 5 - 10K THERMISTOR 3 (+) (J5-J6)
- PIN 6 - 10K THERMISTOR 4 (+) (J7-J8)
- PIN 7 - ALL THERMISTORS (-)
- PIN 9 - CHASSIS GND

UNLESS OTHERWISE SPECIFIED		DATE	2/10/2014	17 Jon Barrett Rd Patterson, NY 12563
INTERSHIFT DRAWING 100 MIL STD-100	DATE	2/10/2014		
DIMENSIONS PER ASME Y14.5M-2009	DATE	2/10/2014		
DIMENSIONS ARE IN INCHES (mm)	DATE	2/10/2014		
DIMENSIONAL LIMITS APPLY BEFORE PROCESSES	DATE	2/10/2014		
TOLERANCES:	DATE	2/10/2014		
ANGLES ± 3°	DATE	2/10/2014		
3 PL ± .005 (13)	DATE	2/10/2014		
2 PL ± .015 (13)	DATE	2/10/2014		
REMOVE ALL BURRS AND SHARP EDGES R&L MAX	DATE	2/10/2014		
CONCENTRICITY MAXIMUM DIA. .002 FPM	DATE	2/10/2014		
MACHINE TOOL MISMATCH .003 MAX	DATE	2/10/2014		
THIRD ANGLE PROJECTION	DATE	2/10/2014		
NEXT ASSY	USED ON	DATE	2/10/2014	
APPLICATION		DATE	2/10/2014	

WERLATONE SINCE 1965

OUTLINE

SIZE: B 28812 21143-500

SCALE: 1:8

SHEET 1 OF 1

Restriction on use, duplication, or disclosure of proprietary information. This document contains proprietary information which is the sole property of Werlatone, Inc.
Werlatone, Inc. 17 Jon Barrett Road Patterson, NY 12563 T:(845)278-2220 F:(845)278-3440 sales@werlatone.com www.werlatone.com