

## PRODUCT DATA SHEET

C8429

**4-Port Dual Directional Coupler** employs two, 3-Port Uni-Directional Couplers, internally connected, in tandem, providing measurement of both forward and reverse power. Ideal for simultaneously monitoring a system's forward and reverse power and for reflectometer measurements. Unlike the Bi-Directional Coupler, the directivity of the Dual Directional Coupler is unaffected by the loads on the coupled ports.

### Features:

High Power      Wide Bandwidths      Small Size      Flat Coupling      Custom Designs Available

### Electrical Specifications:

Frequency: 100 - 500 MHz  
Power: 200 W CW  
Coupling:  $50 \pm 1.0$  dB Max.  
Insertion Loss: 0.1 dB Max.  
Flatness:  $\pm 0.3$  dB Max.  
VSWR (ML): 1.20:1 Max.  
Directivity: 20 dB Min.


### Mechanical Specifications:

Type: Connectorized  
Material: Aluminum 6061-T6  
Surface Finish: Chem. Film Per MIL-DTL-5541F  
Type I Class 3 (Yellow Iridite)  
RoHS Compliant Available  
Operating Temperature: -55°C to +75°C  
Storage Temperature: -60°C to +85°C  
Humidity: 95% Non-Condensing  
Size: 3.0 x 3.0 x 1.09"

### Connector Configurations:

Model	Input (J1)	Output (J2)	Fwd (J3)	Rev (J4)
C8429-10	N Female	N Female	N Female	N Female
C8429-12	N Female	N Female	SMA	SMA
C8429-13	N Female	N Female	BNC	BNC
C8429-16	N Male	N Male	SMA	SMA
C8429-20*	7/16 Female	7/16 Female	N Female	N Female
C8429-22*	7/16 Female	7/16 Female	SMA	SMA
C8429-23*	7/16 Femae	7/16 Female	BNC	BNC
C8429-102	SMA	SMA	SMA	SMA

(7/16-F Main Line connector option increases size to 3.0 x 3.0 x 1.59")

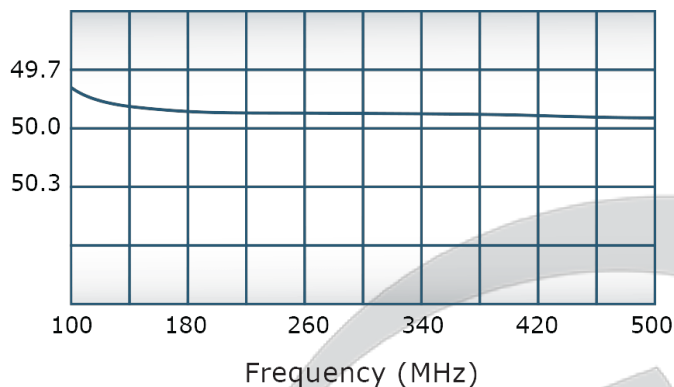


## PRODUCT DATA SHEET

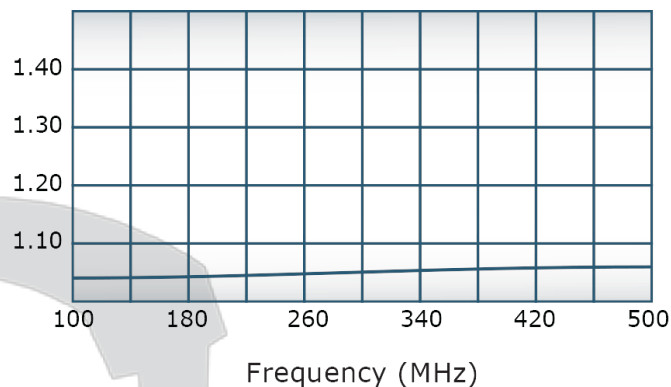
C8429

### Performance Data (Specifications subject to change without notice):

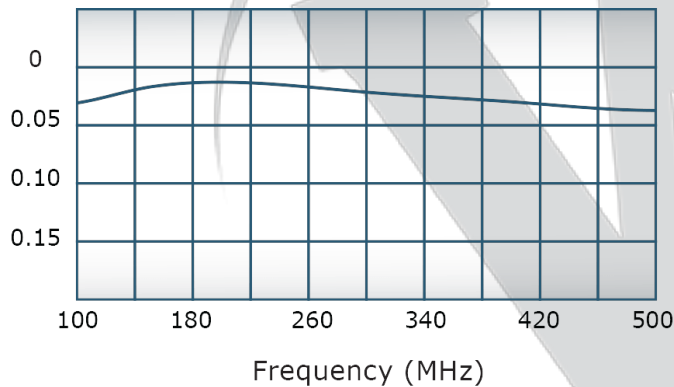
Coupling:



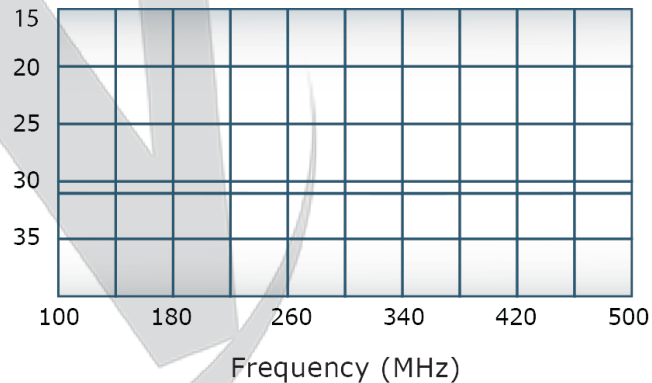
VSWR:



Insertion Loss:



Directivity:



**Restriction on use, duplication, or disclosure of proprietary information.** This document contains proprietary information which is the sole property of Werlatone, Inc.

Werlatone, Inc. 17 Jon Barrett Road Patterson, NY 12563 T:(845)278-2220 F:(845)278-3440 sales@werlatone.com www.werlatone.com

A

3