



PRODUCT DATA SHEET

C3900

4-Port Dual Directional Coupler employs two, 3-Port Uni-Directional Couplers, internally connected, in tandem, providing measurement of both forward and reverse power. Ideal for simultaneously monitoring a system's forward and reverse power and for reflectometer measurements. Unlike the Bi-Directional Coupler, the directivity of the Dual Directional Coupler is unaffected by the loads on the coupled ports.

Features:

High Power Wide Bandwidths Small Size Flat Coupling Custom Designs Available

Electrical Specifications:

Frequency: 10 - 55 MHz
Power: 10,000 W CW
Coupling: 50 ± 1.0 dB Max.
Insertion Loss: 0.05 dB Max.
Flatness: ± 0.5 dB Max.
VSWR (ML): 1.20:1 Max.
Directivity: 30 dB Min.

Mechanical Specifications:

Type: Connectorized
Material: Aluminum 6061-T6
Surface Finish: Chem. Film Per MIL-DTL-5541F
Type I Class 3 (Yellow Iridite)
RoHS Compliant Available
Operating Temperature: -55°C to +75°C
Storage Temperature: -60°C to +85°C
Humidity: 95% Non-Condensing
Size: 6.0 x 3.0 x 2.24"

Connector Configurations:

Model	Input (J1)	Output (J2)	Fwd (J3)	Rev (J4)
C3900-20	7/16 Female	7/16 Female	N Female	N Female
C3900-30	LC Female	LC Female	N Female	N Female
C3900-33	LC Female	LC Female	BNC	BNC
C3900-503	SQS Female	SQS Female	BNC	BNC
C3900-753	HN Male	HN Female	BNC	BNC
C3900-QC-0	QC Block	QC Block	N Female	N Female

Werlatone® Broadband Dual, Uni, and Bi Directional RF Couplers are designed to tolerate the most stringent operating conditions associated with military and EMC testing environments. Many of our RF Directional Couplers, designated Mismatch Tolerant®, will operate continuously, at rated power, into a severe load mismatch condition. Our multi-octave Directional Couplers maintain exceptional coupling flatness, directivity, VSWR, and insertion loss.

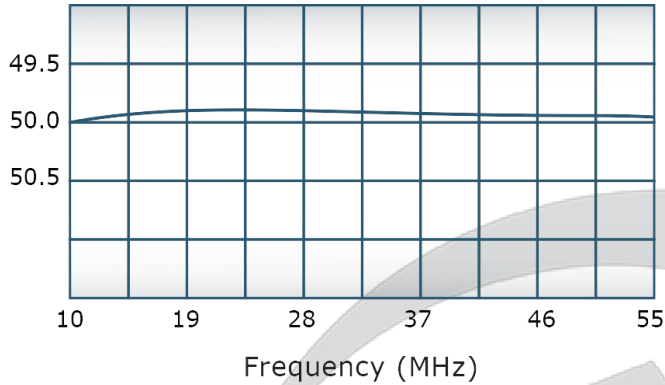


PRODUCT DATA SHEET

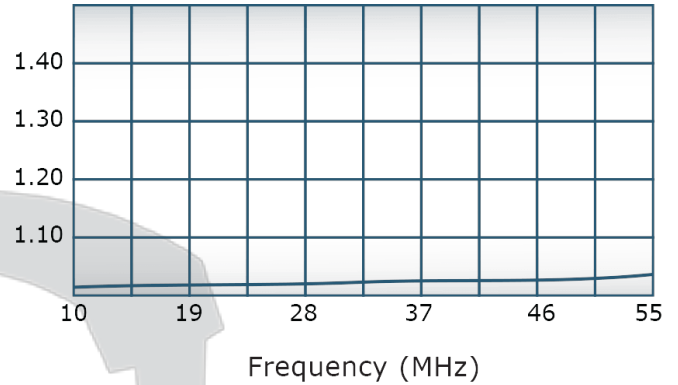
C3900

Performance Data (Specifications subject to change without notice):

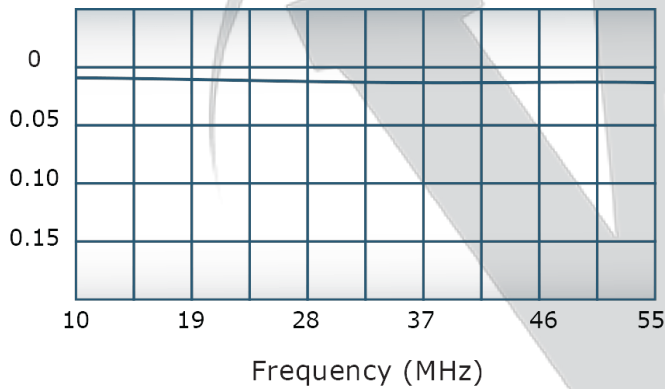
Coupling:



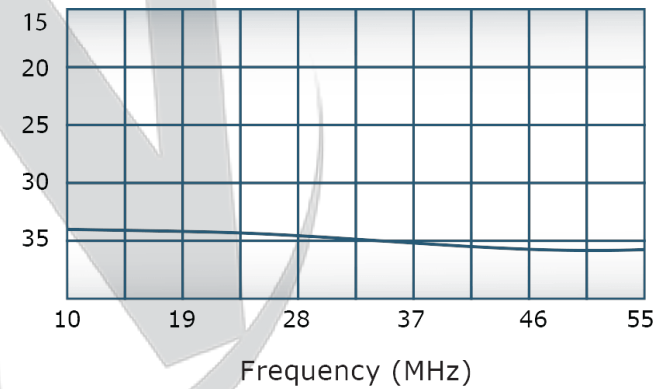
VSWR:



Insertion Loss:



Directivity:

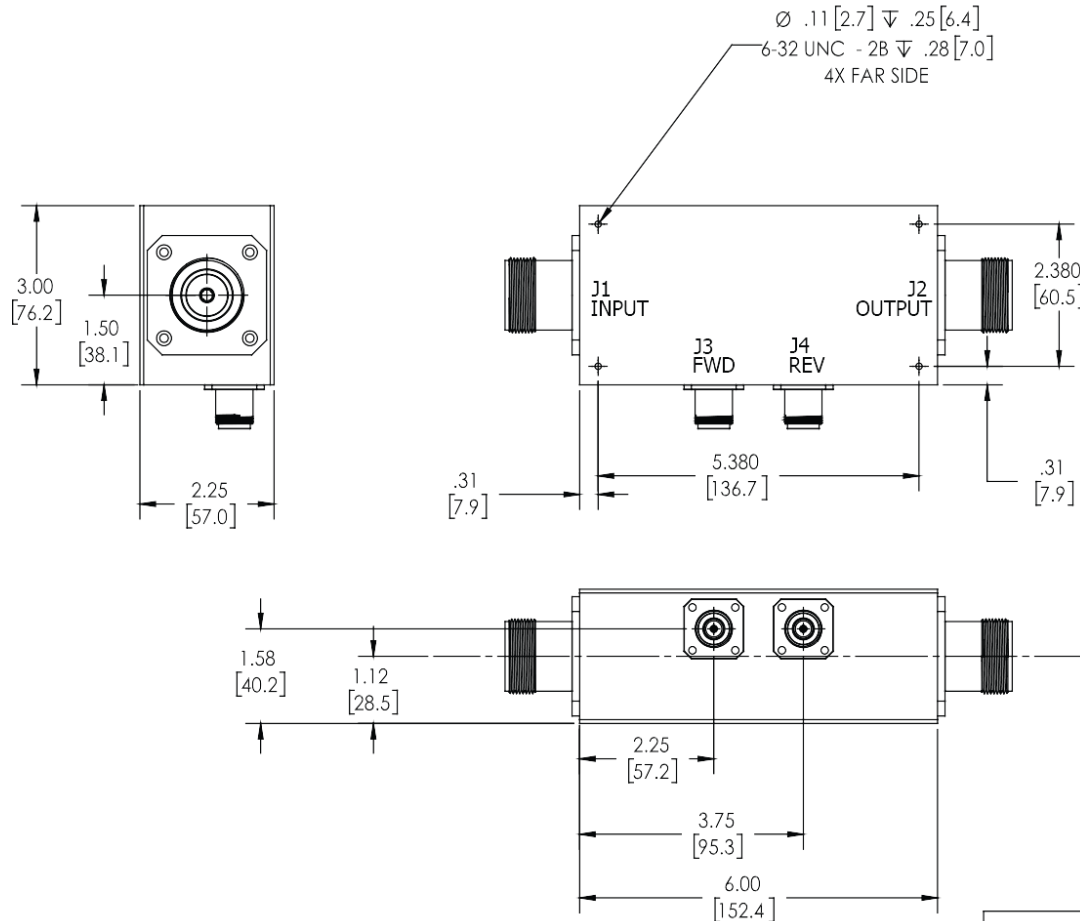




Restriction on use, duplication, or disclosure of proprietary information. This document contains proprietary information which is the sole property of Werlatone, Inc.

Werlatone, Inc. 17 Jon Barrett Road Patterson, NY 12563 T:(845)278-2220 F:(845)278-3440 sales@werlatone.com www.werlatone.com

RESTRICTION ON USE, DUPLICATION OR DISCLOSURE OF PROPRIETARY INFORMATION
 This document contains proprietary information which is the sole property of Werlatone, Inc.

REVISION HISTORY			
REV.	REVISION RECORD	DATE	APPROVED
-	INITIAL RELEASE	10/29/2018	CS



		UNLESS OTHERWISE SPECIFIED		DWN	DATE		WERLATONE SINCE 1965		17 Jon Barrett Rd Patterson, NY 12563	
		• INTERPRET DRAWING JAW MIL-STD-100		PLP	10/25/2018					
		• DIMENSIONING PER ASME Y14.5M-2009		CHK	DATE					
		• PRELIMINARY DIMS FOR REF ONLY		CS	10/29/2018		TITLE			
		• DIMENSIONS ARE IN INCHES (mm)		ENGR						
		• DIMENSIONAL UNITS APPLY BEFORE PROCESSES								
		• TOLERANCES:								
		ANGLES: ± 2°								
		2 PL ± .005 (1.3)								
		2 PL ± .015 (4)								
		• REMOVE ALL BURRS AND SHARP EDGES R.03 MAX		INFR	DATE					
		• CONCENTRICITY MACHINED DIA: .002 FIM		QA	DATE	SIZE		CAGE CODE	DWG NO	REV
		• MACHINE TOOL REPAIR: .003 MAX				B 28812		10396-500		-
NEXT ASSY		USED ON		RLSE	DATE	SCALE		1:2		SHEET 1 OF 1
APPLICATION		THIRD ANGLE PROJECTION								

Restriction on use, duplication, or disclosure of proprietary information. This document contains proprietary information which is the sole property of Werlatone, Inc.
 Werlatone, Inc. 17 Jon Barrett Road Patterson, NY 12563 T:(845)278-2220 F:(845)278-3440 sales@werlatone.com www.werlatone.com